




Via Fabrizio da Montebello, 81
 47892 Gualdicciolo
 Tel +378 0549 910511 Fax +378 0549 908549
 Repubblica di San Marino

| | | | | | |
|---|--------------------------|--|---|----------------------------|--|
| Modello Macchina Machine Model Maschine Modell Modele de la Machine Modelo Maquina | Robot S7 P3GS/PVS | | Numero Matricola Machine Serial Number Maschine Kennummer Numero de Matricule Numero de Matricula | | |
| Tensione di alimentazione Power Supply Voltage Spannungsversorgung Voltage electrique Tension de Alimentacion | 100-240V | 50 Hz / 60 Hz | Potenza Installata Installed Power Installierte Leistung Puissance installée Potencia Instalada | kW Page 3 | Corrente Assorbita Absorbed Current Stromaufnahme Absorption Electrique Absorcion A Page 3 |
| For Robopac Use Only | | | | | |
| Control cabinet code | 7450306055 | Revision index | R0 | Bill number | 03491 |
|  | | Costruire secondo specifica tecnica 50.1.1 Controllare con scheda di collaudo | | | 3709307601 |
| Edited by | Savioli V. | Checked by | Ginetti P. | Approved by | Casale C. |



Description

Copertina
Cover sheet

| | | | | | | | | |
|---------|-------------------|------|------------|-------|----|------|------|------|
| Code | 3709307601ENG | Date | 14/06/2022 | Total | 74 | Prev | Next | Page |
| Machine | Robot S7 P3GS/PVS | | | | | | | 1 |

Sommario delle pagine

Table of contents

| Impianto Higher-level function | Luogo di montaggio Mounting location | Pagina Page | Descrizione pagina Page description | Campo aggiuntivo delle pagine supplementary page field | Data Date | Elaboratore Edited by |
|-----------------------------------|---|----------------|--|---|--------------|--------------------------|
| | | 1 | Copertina Cover sheet | | 22/12/2021 | vsavioli |
| | | 2 | Sommario delle pagine : /1 - /30 Table of contents : /1 - /30 | | 14/06/2022 | vsavioli |
| | | 2.1 | Sommario delle pagine : /35 - /400 Table of contents : /35 - /400 | | 14/06/2022 | vsavioli |
| | | 2.2 | Sommario delle pagine : /590 - /678 Table of contents : /590 - /678 | | 14/06/2022 | vsavioli |
| | | 2.3 | Sommario delle pagine : /679 - /694 Table of contents : /679 - /694 | | 14/06/2022 | vsavioli |
| | | 2.4 | Sommario delle pagine : /694.a - /703 Table of contents : /694.a - /703 | | 14/06/2022 | vsavioli |
| | | 3 | Potenza Power | | 22/12/2021 | vsavioli |
| | | 4 | Targhetta quadro elettrico Plate control cabinet | | 22/12/2021 | vsavioli |
| | | 5 | Distinta articoli Parts list | | 14/06/2022 | vsavioli |
| | | 5.1 | Distinta articoli Parts list | | 14/06/2022 | vsavioli |
| | | 5.2 | Distinta articoli Parts list | | 14/06/2022 | vsavioli |
| | | 10 | Alimentazione Power supply | | 05/04/2022 | vsavioli |
| | | 15 | Alimentazione Power supply | | 22/12/2021 | vsavioli |
| | | 20 | Motore trazione Traction motor | | 22/12/2021 | vsavioli |
| | | 25 | Motore carrello salita/discesa Carriage motor upstroke/downstroke | | 22/12/2021 | vsavioli |
| | | 30 | Motore svolgimento film Unrolling film motor | | 22/12/2021 | vsavioli |

Sommario delle pagine

Table of contents

| Impianto Higher-level function | Luogo di montaggio Mounting location | Pagina Page | Descrizione pagina Page description | Campo aggiuntivo delle pagine supplementary page field | Data Date | Elaboratore Edited by |
|-----------------------------------|---|----------------|---|---|--------------|--------------------------|
| | | 35 | Motore Prestiro Prestretch motor | | 22/12/2021 | vsavioli |
| | | 40 | Cordonatore Roping device | | 22/12/2021 | vsavioli |
| | | 50 | PLC Plc | | 22/12/2021 | vsavioli |
| | | 55 | Scheda Card | | 22/12/2021 | vsavioli |
| | | 60 | Circuito emergenza Emergency circuit | | 14/06/2022 | vsavioli |
| | | 80 | Circuito di potenza Power circuit | | 22/12/2021 | vsavioli |
| | | 100 | Ingressi Inputs | | 22/12/2021 | vsavioli |
| | | 200 | Ingressi Inputs | | 22/12/2021 | vsavioli |
| | | 210 | Ingressi Inputs | | 22/12/2021 | vsavioli |
| | | 215 | Ingressi Inputs | | 22/12/2021 | vsavioli |
| | | 220 | Ingressi Inputs | | 22/12/2021 | vsavioli |
| | | 230 | Ingressi Inputs | | 22/12/2021 | vsavioli |
| | | 300 | Uscite Outputs | | 22/12/2021 | vsavioli |
| | | 310 | Uscite Outputs | | 22/12/2021 | vsavioli |
| | | 320 | Uscite Outputs | | 22/12/2021 | vsavioli |
| | | 400 | Pannello Operatore Operator panel | | 22/12/2021 | vsavioli |

Sommario delle pagine

Table of contents

| Impianto Higher-level function | Luogo di montaggio Mounting location | Pagina Page | Descrizione pagina Page description | Campo aggiuntivo delle pagine supplementary page field | Data Date | Elaboratore Edited by |
|-----------------------------------|---|----------------|---|---|--------------|--------------------------|
| | | 590 | Sistema BUS Bus system | | 22/12/2021 | vsavioli |
| | | 600 | Layout armadio elettrico Panel layout | | 22/12/2021 | vsavioli |
| | | 605 | Layout armadio elettrico Panel layout | | 22/12/2021 | vsavioli |
| | | 610 | Layout Layout | | 22/12/2021 | vsavioli |
| | | 620 | Scheda PLC Plc card | | 22/12/2021 | vsavioli |
| | | 630 | Scheda PLC Plc card | | 22/12/2021 | vsavioli |
| | | 670 | Layout Layout | | 22/12/2021 | vsavioli |
| | | 671 | Sommario cavi Cable overview | | 14/06/2022 | vsavioli |
| | | 672 | Schema morsetti =+-X1 Terminal diagram =+-X1 | | 14/06/2022 | vsavioli |
| | | 673 | Schema morsetti =+-X2 Terminal diagram =+-X2 | | 14/06/2022 | vsavioli |
| | | 674 | Schema morsetti =+-X3 Terminal diagram =+-X3 | | 14/06/2022 | vsavioli |
| | | 674.a | Schema morsetti =+-X3 Terminal diagram =+-X3 | | 14/06/2022 | vsavioli |
| | | 675 | Schema morsetti =+-X8.1 Terminal diagram =+-X8.1 | | 14/06/2022 | vsavioli |
| | | 676 | Schema morsetti =+-X10.1 Terminal diagram =+-X10.1 | | 14/06/2022 | vsavioli |
| | | 677 | Schema morsetti =+-X20.1 Terminal diagram =+-X20.1 | | 14/06/2022 | vsavioli |
| | | 678 | Schema morsetti =+-X30.1 Terminal diagram =+-X30.1 | | 14/06/2022 | vsavioli |

Sommario delle pagine

Table of contents

| Impianto Higher-level function | Luogo di montaggio Mounting location | Pagina Page | Descrizione pagina Page description | Campo aggiuntivo delle pagine supplementary page field | Data Date | Elaboratore Edited by |
|-----------------------------------|---|----------------|---|---|--------------|--------------------------|
| | | 679 | Schema morsetti =+-X31.1 Terminal diagram =+-X31.1 | | 14/06/2022 | vsavioli |
| | | 680 | Schema morsetti =BM+CAR-X2006 Terminal diagram =BM+CAR-X2006 | | 14/06/2022 | vsavioli |
| | | 681 | Schema allacciamento connettori =+-X0.1 Pin-connection diagram =+-X0.1 | | 14/06/2022 | vsavioli |
| | | 682 | Schema allacciamento connettori =+-X0.2 Pin-connection diagram =+-X0.2 | | 14/06/2022 | vsavioli |
| | | 683 | Schema allacciamento connettori =+-X40.1 Pin-connection diagram =+-X40.1 | | 14/06/2022 | vsavioli |
| | | 684 | Schema allacciamento connettori =+-X40.2 Pin-connection diagram =+-X40.2 | | 14/06/2022 | vsavioli |
| | | 685 | Schema allacciamento connettori =+-X40.3 Pin-connection diagram =+-X40.3 | | 14/06/2022 | vsavioli |
| | | 686 | Schema allacciamento connettori =+-X2005.1 Pin-connection diagram =+-X2005.1 | | 14/06/2022 | vsavioli |
| | | 687 | Schema allacciamento connettori =+-X3104.1 Pin-connection diagram =+-X3104.1 | | 14/06/2022 | vsavioli |
| | | 688 | Schema allacciamento connettori =+-X3104.2 Pin-connection diagram =+-X3104.2 | | 14/06/2022 | vsavioli |
| | | 689 | Schema allacciamento connettori =+-X3106.1 Pin-connection diagram =+-X3106.1 | | 14/06/2022 | vsavioli |
| | | 690 | Schema allacciamento connettori =+-X3106.2 Pin-connection diagram =+-X3106.2 | | 14/06/2022 | vsavioli |
| | | 691 | Schema allacciamento connettori =+-X4007 Pin-connection diagram =+-X4007 | | 14/06/2022 | vsavioli |
| | | 692 | Schema allacciamento connettori =BM+CAR-X403.1 Pin-connection diagram =BM+CAR-X403.1 | | 14/06/2022 | vsavioli |
| | | 693 | Schema allacciamento connettori =BM+CAR-X403.2 Pin-connection diagram =BM+CAR-X403.2 | | 14/06/2022 | vsavioli |
| | | 694 | Schema allacciamento connettori =BM+CAR-X2005.2 Pin-connection diagram =BM+CAR-X2005.2 | | 14/06/2022 | vsavioli |


Sommario delle pagine

Table of contents

| Impianto Higher-level function | Luogo di montaggio Mounting location | Pagina Page | Descrizione pagina Page description | Campo aggiuntivo delle pagine supplementary page field | Data Date | Elaboratore Edited by |
|-----------------------------------|---|----------------|---|---|--------------|--------------------------|
| | | 694.a | Schema allacciamento connettori =BM+CAR-X2005.2 Pin-connection diagram =BM+CAR-X2005.2 | | 14/06/2022 | vsavioli |
| | | 695 | Schema allacciamento connettori =+-X8.2 Pin-connection diagram =+-X8.2 | | 14/06/2022 | vsavioli |
| | | 696 | Schema allacciamento connettori =+-X8.3 Pin-connection diagram =+-X8.3 | | 14/06/2022 | vsavioli |
| | | 697 | Schema allacciamento connettori =+-X10.2 Pin-connection diagram =+-X10.2 | | 14/06/2022 | vsavioli |
| | | 698 | Schema allacciamento connettori =+-X10.3 Pin-connection diagram =+-X10.3 | | 14/06/2022 | vsavioli |
| | | 699 | Schema allacciamento connettori =+-X20.2 Pin-connection diagram =+-X20.2 | | 14/06/2022 | vsavioli |
| | | 700 | Schema allacciamento connettori =+-X20.3 Pin-connection diagram =+-X20.3 | | 14/06/2022 | vsavioli |
| | | 701 | Schema allacciamento connettori =+-X30.2 Pin-connection diagram =+-X30.2 | | 14/06/2022 | vsavioli |
| | | 702 | Schema allacciamento connettori =+-X30.3 Pin-connection diagram =+-X30.3 | | 14/06/2022 | vsavioli |
| | | 703 | Schema allacciamento connettori =+-X31.2 Pin-connection diagram =+-X31.2 | | 14/06/2022 | vsavioli |

| | | |
|-----------------|---------|---------|
| Battery charger | NE 284 | NE 328 |
| V | 100/240 | 100/240 |
| kW | 0,5 | 0,8 |
| A | 5/2 | 8/3,3 |



| | | | | |
|-------------|--|-------------|-------------------|---|
| | | S/N | 7450306055 | |
| | | Mod. | Robot S7 P3GS/PVS | |
| | | w.d. | | |
| N. | | Ref. | |  Kg |
| Un | | V | Ph | 1 Ph + N |
| In | | A | Ik | 10 Ka |
| Data | | | By | |
| | | f | 50 Hz | Hz |

Distinta articoli

Parts list

| DT | Designazione Designation | Numero tipo Type number | Produttore Manufacturer | Quantità Quantity | Codice Code | Pagina Page |
|-------------|---|----------------------------|----------------------------|----------------------|----------------|----------------|
| X0.2 | Connettore 2P 50A Connector 2P 50A | 6331G1-BK | Anderson Power Products | 1 | 00L0026523A | /10.0 |
| X0.2 | Maniglia Handle | 995G50-BK | Anderson Power Products | 1 | 00L0026524C | /10.0 |
| X0.1 | Connettore 2P 50A Connector 2P 50A | 6331G1-BK | Anderson Power Products | 1 | 00L0026523A | /10.0 |
| F102 | Fusibile Cilindrico 10,3x38 GG 25A 500VAC Cylindrical Fuse 10,3x38 GG 25A 500VAC | 10,3x38 GG 25A 500VAC | | 1 | 0001304234 | /10.2 |
| F102 | Base per fusibile 10,3 X 38 Base for fuse 10,3 x 38 | 10,3X38 1P | | 1 | 0001352427E | /10.2 |
| K104 | Relé ad impulso, 2contatti NO 16A,24Vdc Modular step relay, double phase switch 2 NO (DPST-NO) - DC - 24 V - AgNi | 20.22.9.024.0000 | Finder | 1 | 0001304323E | /10.4 |
| F103 | Fusibile Cilindrico 5x20 4A Ritardato Cylindrical Fuse 5x20 4A T | 5x20 RIT 4A 500VAC | | 1 | 0001304080H | /10.5 |
| F103 | Morsetto portafusibile Terminal block for fuse | 2002-1611 | Wago | 1 | 00L0074329H | /10.5 |
| S104 | Supporto per contatti Fixing adapter | M22-A | Eaton Moeller | 1 | 0001300700A | /10.5 |
| S104 | Elementi di contatto, 1NA, Fissaggio frontale, Cage clamp Contact element, 1N/O, Front fixing, Cage clamp | M22-CK10 | Eaton Moeller | 2 | 0001300024F | /10.5 |
| S104 | Elementi LED, bianco, Fissaggio frontale, Cage clamp LED element, white, Front fixing, Cage clamp | M22-CLED-W | Eaton Moeller | 1 | 0001300926A | /10.5 |
| F107 | Fusibile Cilindrico 5x20 2A Rapido Cylindrical Fuse 5x20 2A Fast | 5x20 RAP 2A 250VAC | | 1 | 0001304031 | /10.9 |
| F107 | Morsetto portafusibile Terminal block for fuse | 2002-1611 | Wago | 1 | 00L0074329H | /10.9 |
| W-X2005.1.1 | Cavo sistema di misura iguPUR chainflex® CF894 (4x(2x0,34)+4x0,5)C Cable | CF894.011 | IGUS | 5,5 | 00L0502344 | /15.1 |
| W-X2005.1.2 | Cavo iguPUR chainflex® CF891 (4G1,5)C | CF891.15.04 | IGUS | 5,5 | 00L0562992 | /15.7 |
| W-A201-X1 | Cavo M12 Canopen Fem 2,0m | M12 CANOPEN FEM PF 2,0M | AS Connection Systems | 4,9 | 00L0644270 | /20.1 |
| F208 | Fusibile Cilindrico 10,3x38 GG 32A 500VAC Cylindrical Fuse 10,3x38 GG 32A 500VAC | 10,3x38 GG 32A 500VAC | | 1 | 0001304238 | /20.8 |
| F208 | Base per fusibile 10,3 X 38 Base for fuse 10,3 x 38 | 10,3X38 1P | | 1 | 0001352427E | /20.8 |
| W-A251-X1 | Cavo M12 Canopen Fem 5,0m | M12 CANOPEN FEM PF 5,0M | AS Connection Systems | 1 | 00L0644269 | /25.1 |
| F258 | Fusibile Cilindrico 10,3x38 GG 32A 500VAC Cylindrical Fuse 10,3x38 GG 32A 500VAC | 10,3x38 GG 32A 500VAC | | 1 | 0001304238 | /25.8 |
| F258 | Base per fusibile 10,3 X 38 Base for fuse 10,3 x 38 | 10,3X38 1P | | 1 | 0001352427E | /25.8 |
| A301 | Azionamento Operating element | 7BL00045 | TIALSEA | 1 | 00L0639095 | /30.1 |
| W-M306 | Cavo iguPUR chainflex® CF891 (4G1,5)C | CF891.15.04 | IGUS | 0,95 | 00L0562992 | /30.6 |
| F308 | Fusibile Cilindrico 10,3x38 GG 25A 500VAC Cylindrical Fuse 10,3x38 GG 25A 500VAC | 10,3x38 GG 25A 500VAC | | 1 | 0001304234 | /30.8 |
| F308 | Base per fusibile 10,3 X 38 Base for fuse 10,3 x 38 | 10,3X38 1P | | 1 | 0001352427E | /30.8 |
| A351 | Azionamento Operating element | 7BL00045 | TIALSEA | 1 | 00L0639095 | /35.1 |
| W-M356 | Cavo iguPUR chainflex® CF891 (4G1,5)C | CF891.15.04 | IGUS | 1,5 | 00L0562992 | /35.6 |
| F358 | Fusibile Cilindrico 10,3x38 GG 25A 500VAC Cylindrical Fuse 10,3x38 GG 25A 500VAC | 10,3x38 GG 25A 500VAC | | 1 | 0001304234 | /35.8 |
| F358 | Base per fusibile 10,3 X 38 Base for fuse 10,3 x 38 | 10,3X38 1P | | 1 | 0001352427E | /35.8 |
| A401 | Azionamento Operating element | 7BL00045 | TIALSEA | 1 | 00L0639095 | /40.1 |
| X403.2 | Connettore maschio Male connector | 231-638/019-000 | Wago | 1 | 0001351467H | /40.3 |
| W0406 | Cavo iguPUR chainflex® CF891 (4G1,5)C | CF891.15.04 | IGUS | 1,5 | 00L0562992 | /40.6 |
| F0408 | Fusibile Cilindrico 10,3x38 GG 25A 500VAC Cylindrical Fuse 10,3x38 GG 25A 500VAC | 10,3x38 GG 25A 500VAC | | 1 | 0001304234 | /40.8 |
| F0408 | Base per fusibile 10,3 X 38 Base for fuse 10,3 x 38 | 10,3X38 1P | | 1 | 0001352427E | /40.8 |
| U500 | Logica Programmabile PLC | PLC04ROB | Robopac | 1 | 1430300321 | /50.0 |
| U550 | Logica Programmabile PLC | PLC04ROB | Robopac | 1 | 1430300321 | /55.0 |
| K605 | Relè sicurezza, 2 poli, 8 A, 24Vdc | 48.12.9.024.5007 | Finder | 1 | 00L0606220 | /60.5 |
| W-S607 | Cavo M12 4Poli Fem 5,0m Cable m12 4poli fem 5,0m | M12 4P FEM 5,0M | | 1 | 0001313474 | /60.7 |

Distinta articoli

Parts list

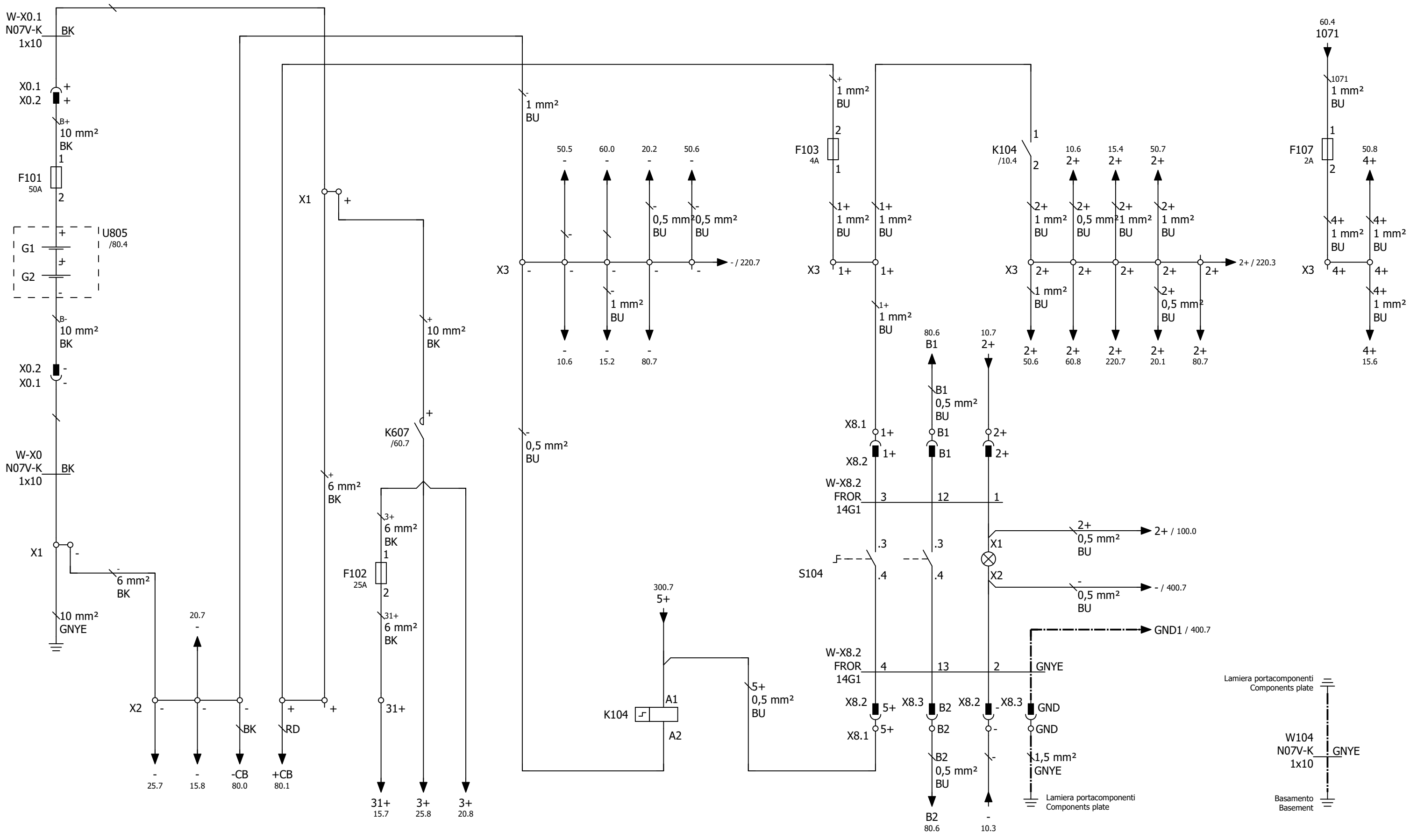
| DT | Designazione Designation | Numero tipo Type number | Produttore Manufacturer | Quantità Quantity | Codice Code | Pagina Page |
|---------|--|----------------------------|----------------------------|----------------------|----------------|----------------|
| S607 | Finecorsa a cerniera Hinge Limit switch | HP-AA052D-KAM | Pizzato | 1 | 0202300007 | /60.7 |
| K607 | Contattore per trazione elettrica Contactor | ETL20PA2 | Ravioli | 1 | 0470300003 | /60.7 |
| K607 | Filtro Filter | | Robopac | 1 | 0500300012 | /60.7 |
| X806 | Connettore maschio Male connector | 231-604 | Wago | 1 | 0001351430L | /80.7 |
| W-X806 | Connettore femmina Female connector | 231-104/037-000 | Wago | 1 | 0001351429H | /80.7 |
| S1000 | Pulsante, piatto, bianco, ad impulso Pushbutton actuator, flush, white, spring-return | M22-D-W | Eaton Moeller | 1 | 0001307116L | /100.0 |
| S1000 | Supporto per contatti Fixing adapter | M22-A | Eaton Moeller | 1 | 0001300700A | /100.0 |
| S1000 | Elementi di contatto, 1NA, Fissaggio frontale, Cage clamp Contact element, 1N/O, Front fixing, Cage clamp | M22-CK10 | Eaton Moeller | 1 | 0001300024F | /100.0 |
| S1004 | Pulsante, piatto, blu, ad impulso Pushbutton actuator, flush, blue, spring return | M22-D-B | Eaton Moeller | 1 | 0001300696B | /100.4 |
| S1004 | Supporto per contatti Fixing adapter | M22-A | Eaton Moeller | 1 | 0001300700A | /100.4 |
| S1004 | Elementi di contatto, 1NA, Fissaggio frontale, Cage clamp Contact element, 1N/O, Front fixing, Cage clamp | M22-CK10 | Eaton Moeller | 2 | 0001300024F | /100.4 |
| S1005 | Pulsanti per arresto d'emergenza, Sblocco a rotazione Emergency-Stop actuator, non-illuminated , turn to release | M22-PVT | Eaton Moeller | 1 | 0001300005F | /100.5 |
| S1005 | Supporto per contatti Fixing adapter | M22-A | Eaton Moeller | 1 | 0001300700A | /100.5 |
| S1005 | Elementi di contatto, 1NA, Fissaggio frontale, Cage clamp Contact element, 1N/O, Front fixing, Cage clamp | M22-CK10 | Eaton Moeller | 1 | 0001300024F | /100.5 |
| S1005 | Elementi di contatto, 1NC, Fissaggio frontale, Cage clamp Contact element, 1N/C, Front fixing, Cage clamp | M22-CK01 | Eaton Moeller | 1 | 0001300027C | /100.5 |
| SQ2002 | Finecorsa Limit switch | FR-1630-M1 | Pizzato | 1 | 0001309638L | /200.2 |
| X2005.1 | Connettore femmina Female connector | 231-316/037-000 | Wago | 1 | 0001351462G | /200.2 |
| X2005.2 | Connettore maschio Male connector | 231-646/019-000 | Wago | 1 | 0001351460C | /200.4 |
| B2005 | Fotocellula Light barrier | S6-5-C200 | Datalogic | 1 | 0001310154D | /200.5 |
| B2007 | Sensore induttivo, M12 PNP NO, uscita cavo Proximity switch, M12 PNP NO | AM6/AP-2A 2M | | 1 | 0001349497H | /200.7 |
| SQ2102 | Cella di carico Load cell | FFL 2K 0250AF | Nbc Elettronica | 1 | 0204300004 | /210.2 |
| S2106 | Pulsante, piatto, nero, ad impulso Pushbutton actuator, flush, black, spring-return | M22-D-S | Eaton Moeller | 1 | 0001300762B | /210.6 |
| S2106 | Supporto per contatti Fixing adapter | M22-A | Eaton Moeller | 1 | 0001300700A | /210.6 |
| S2108 | Finecorsa Limit switch | FR-530-M1 | Pizzato | 1 | 0001309694 | /210.8 |
| W-B2151 | Cavo M12 4Poli Fem 2,0m | M12 4P FEM 2,0M | | 1 | xxxxxxxxxxxx | /215.1 |
| B2151 | Sensore induttivo, M12 PNP NO Proximity switch, m12 pnp no | AM6/AP-2H | | 1 | 0202300001 | /215.1 |
| W-B2152 | Cavo M12 4Poli Fem 2,0m | M12 4P FEM 2,0M | | 1 | xxxxxxxxxxxx | /215.2 |
| B2152 | Sensore induttivo, M12 PNP NO Proximity switch, m12 pnp no | AM6/AP-2H | | 1 | 0202300001 | /215.2 |
| S2204 | Pulsante completo 1 NO, piatto, d=19, ad impulso Pushbutton actuator, flush, 1NO spring-return | CS-AV19H-T10 | Comestero Sistemi | 1 | 0620300010 | /220.4 |
| S2205 | Pulsante completo 1 NO, piatto, d=19, ad impulso Pushbutton actuator, flush, 1NO spring-return | CS-AV19H-T10 | Comestero Sistemi | 1 | 0620300010 | /220.5 |
| SQ2207 | Sensore induttivo, M12 PNP NO, uscita cavo Proximity switch, M12 PNP NO | AM6/AP-2A 2M | | 1 | 0001349497H | /220.7 |
| W-G2301 | Cavo M12 4Poli Fem 5,0m Cable m12 4poli fem 5,0m | M12 4P FEM 5,0M | | 1 | 0001313474 | /230.0 |
| G2301 | Encoder | EN41-S06-036-M12 | Datalogic | 1 | 0232300003 | /230.1 |
| H3000 | Buzzer Buzzer | 50.204003 | Elektrosistem | 1 | 0530300000 | /300.0 |
| X3104.1 | Connettore femmina Female connector | 231-102/037-000 | Wago | 1 | 0001351427D | /310.3 |
| X3104.2 | Connettore maschio Male connector | 231-602 | Wago | 1 | 0001351428F | /310.3 |
| H3108 | Segnalatore luminoso, montaggio superficiale Industrial Round Beacon, Surface Mount | INDIGO | SIR | 1 | 00L0265116 | /310.5 |
| X3106.1 | Connettore femmina Female connector | 231-104/037-000 | Wago | 1 | 0001351429H | /310.5 |



Description

Distinta articoli
Parts list

| | | | | | | | | | | | |
|---------|-------------------|------|------------|-------|----|------|---|------|-----|------|--|
| Code | 3709307601ENG | Date | 14/06/2022 | Total | 74 | Prev | 5 | Next | 5.2 | Page | |
| Machine | Robot S7 P3GS/PVS | | | | | | | | | 5.1 | |



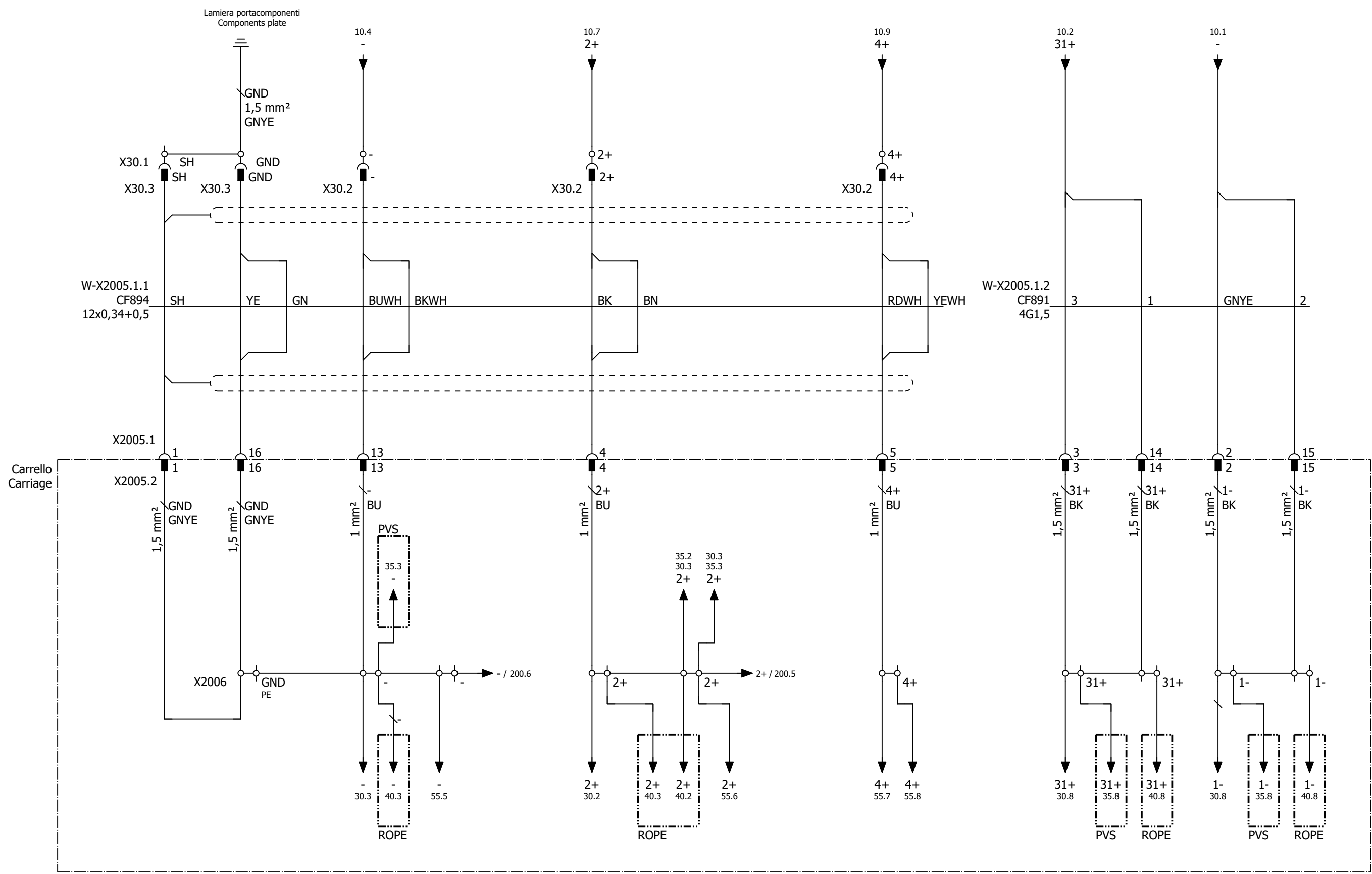
Batteria
Battery

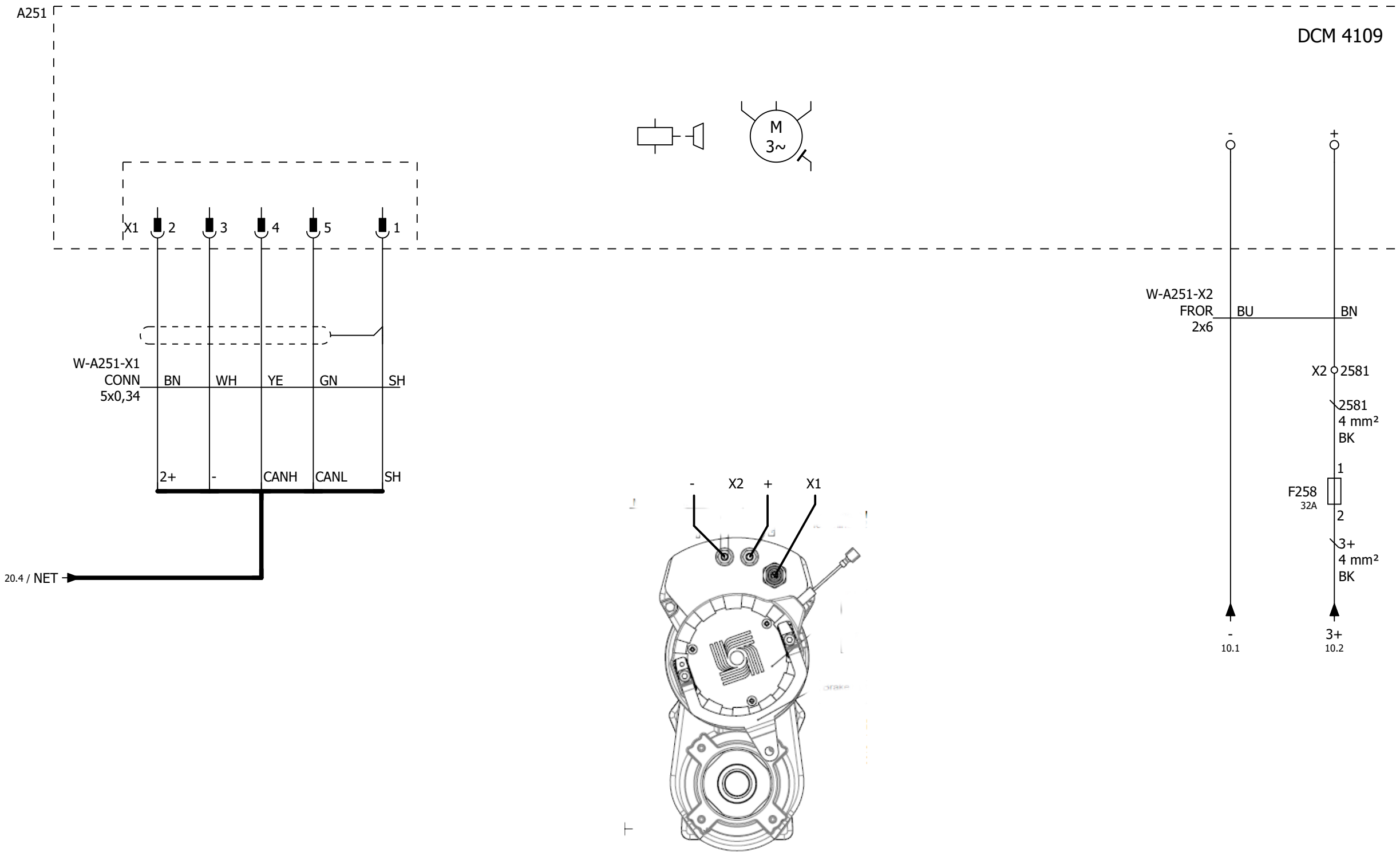
1 - 2 /10.7
3 - 4

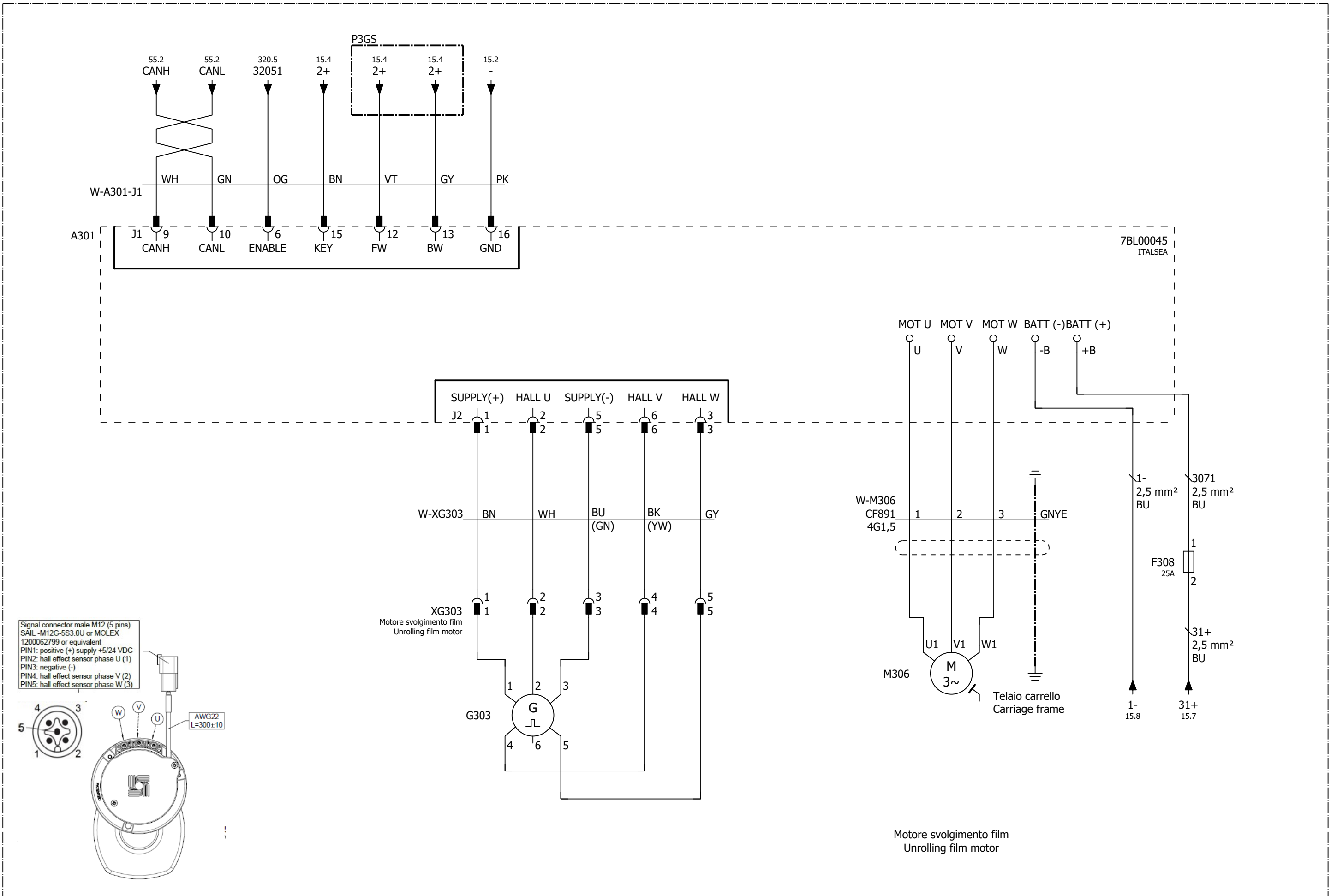


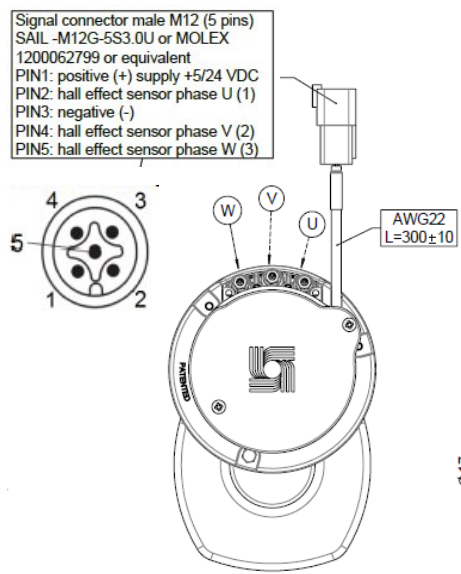
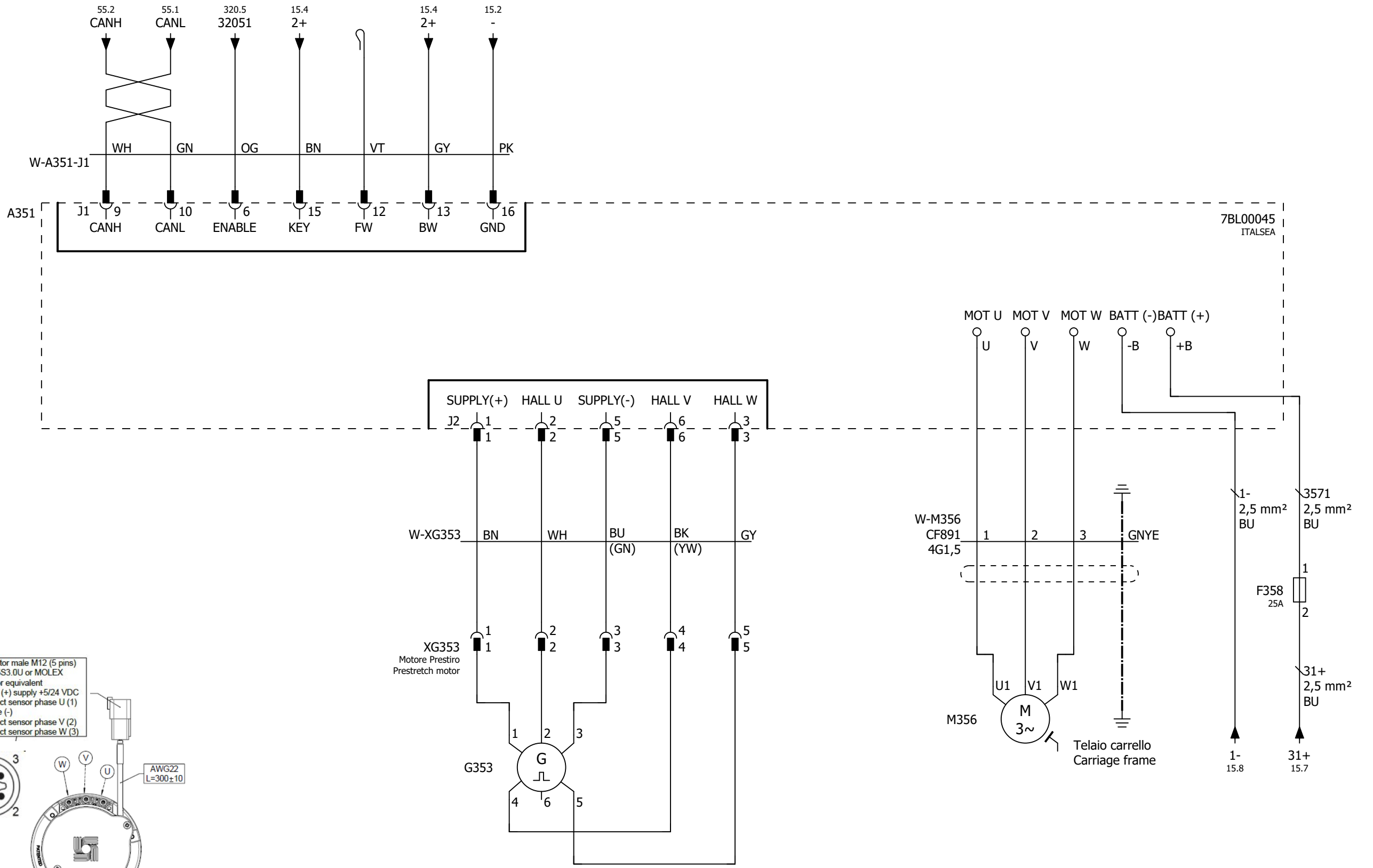
Description
**Alimentazione
Power supply**

| | | | | | | | | | | | |
|---------|-------------------|------|------------|-------|----|------|-----|------|----|------|----|
| Code | 3709307601ENG | Date | 14/06/2022 | Total | 74 | Prev | 5.2 | Next | 15 | Page | 10 |
| Machine | Robot S7 P3GS/PVS | | | | | | | | | | |




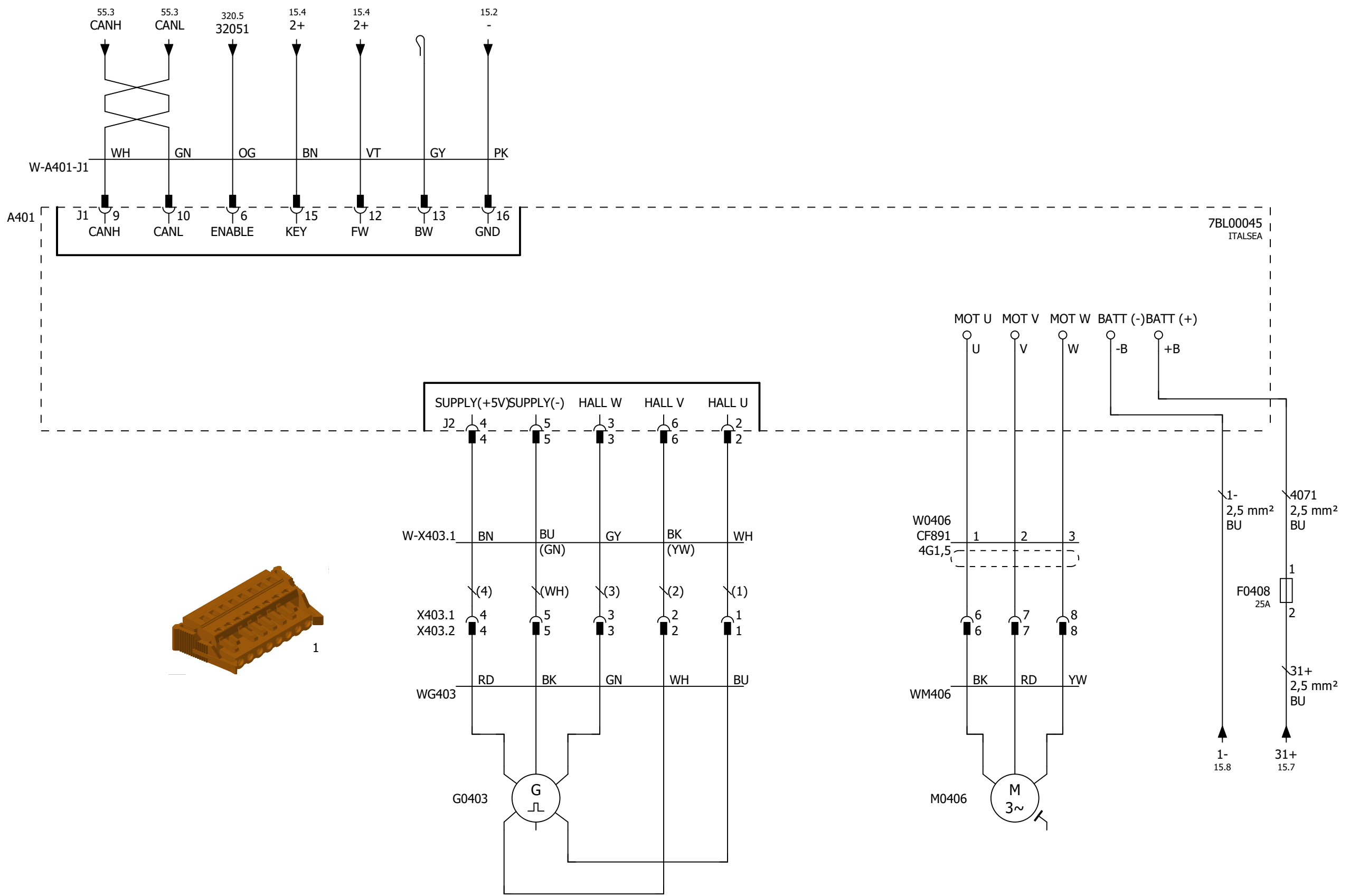


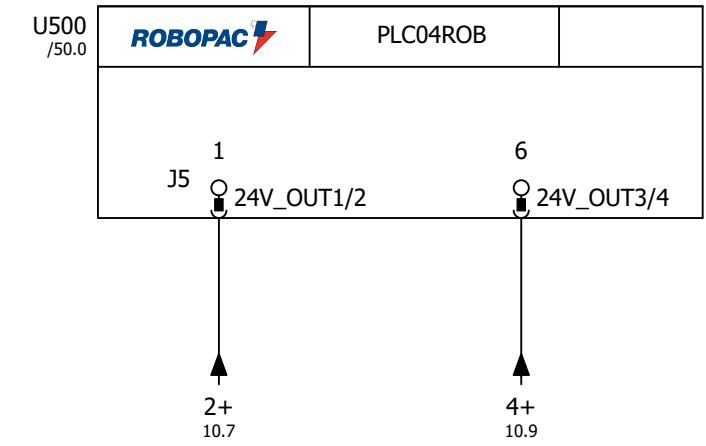
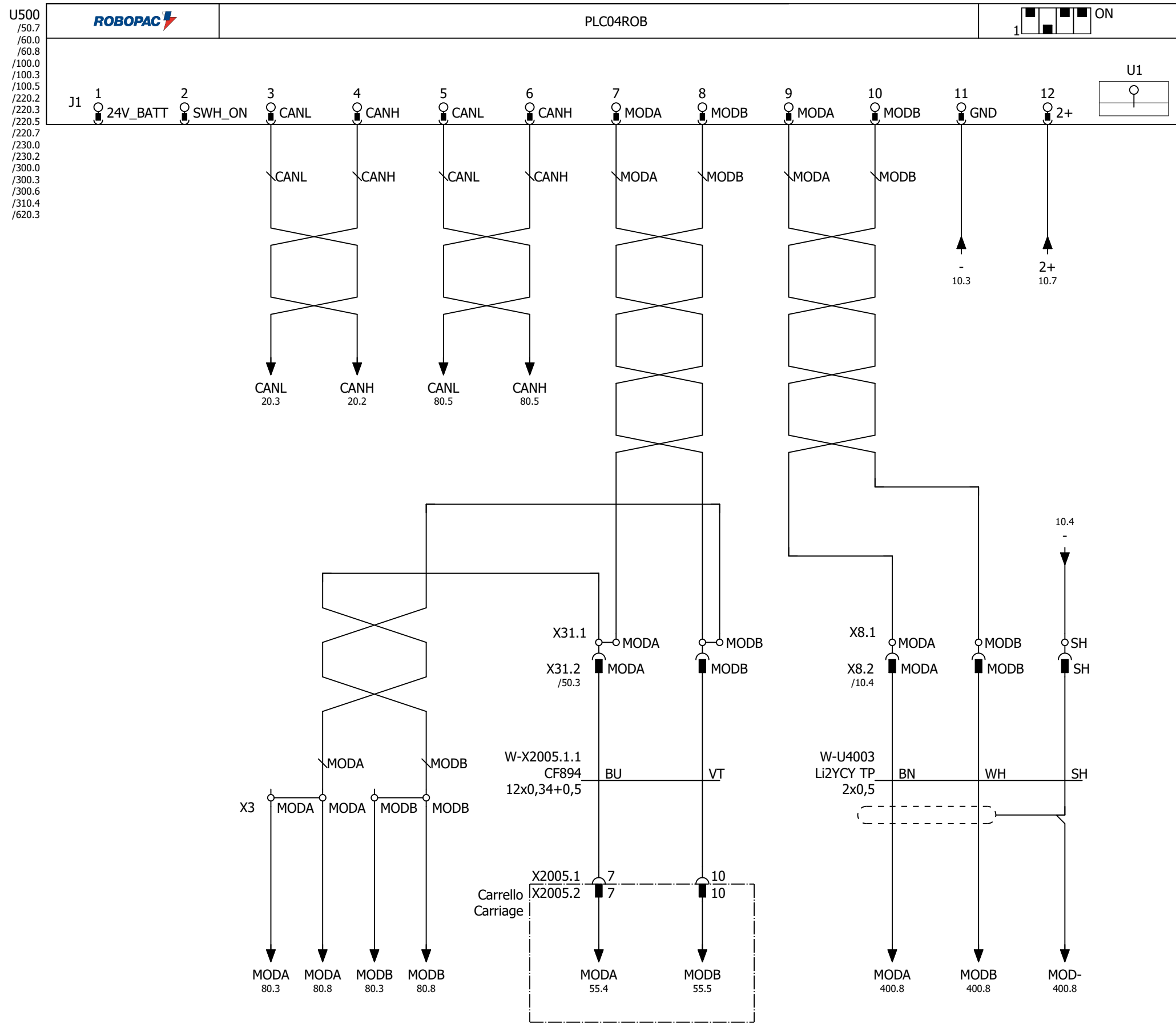




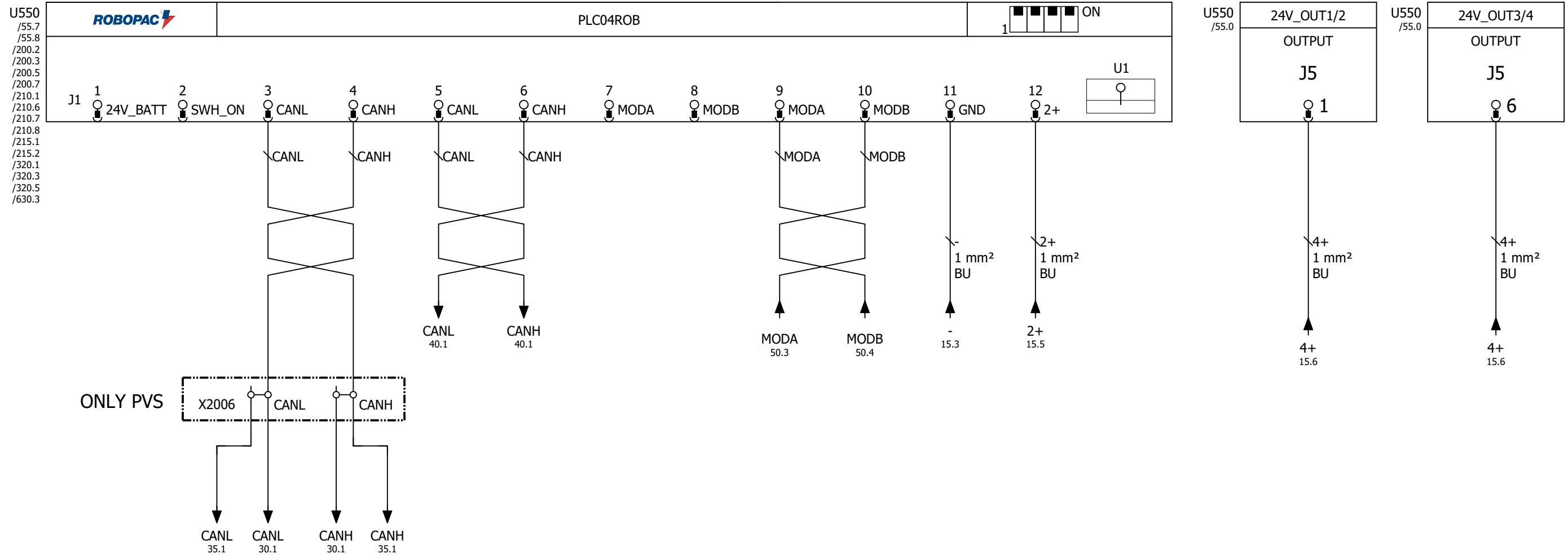
Motore svolgimento film
Unrolling film motor

OPTIONAL ROPE

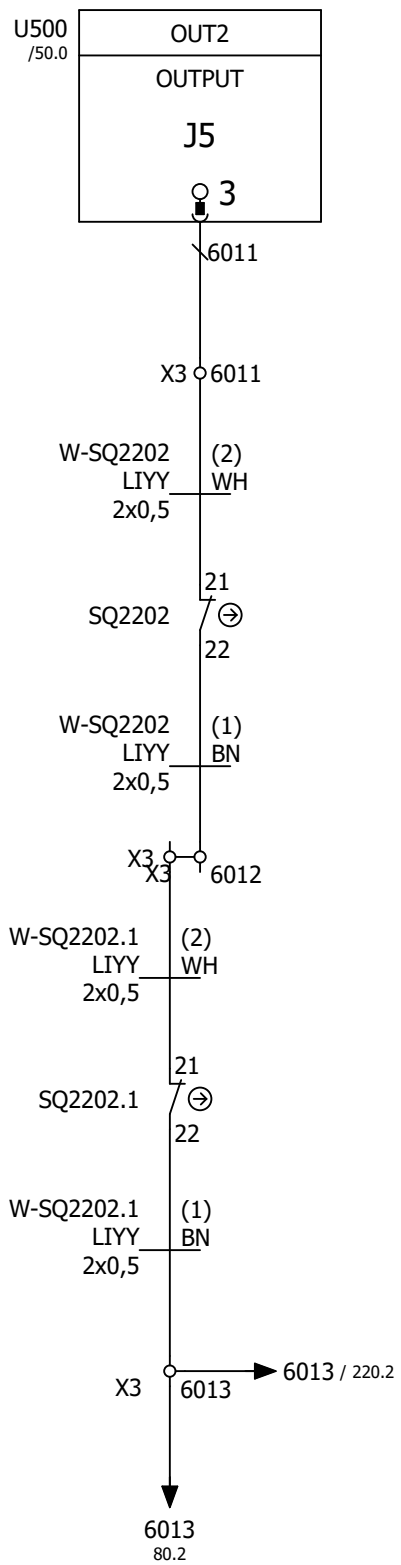




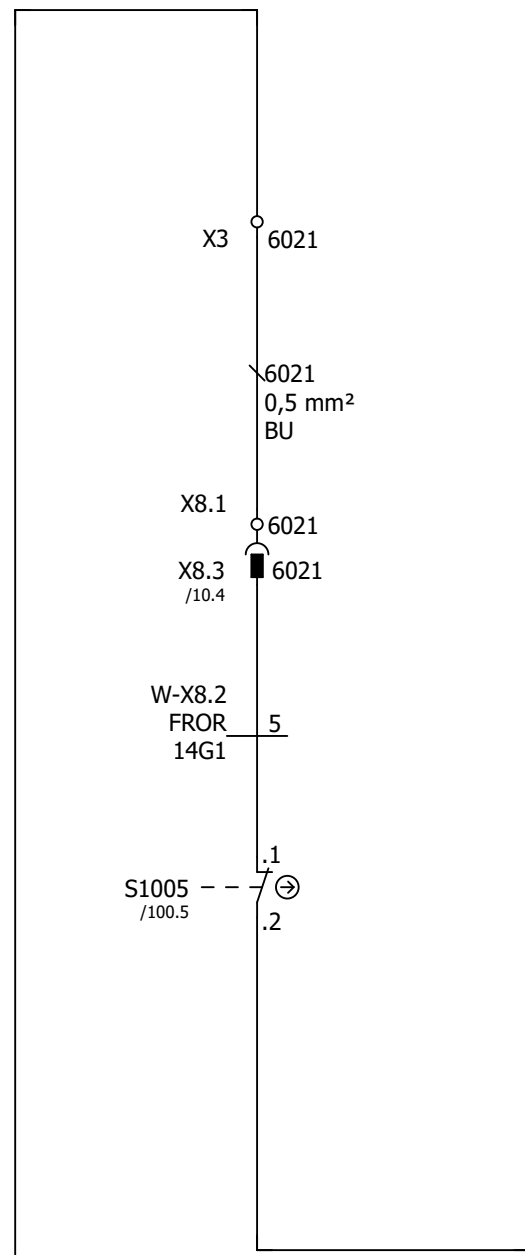
Carrello
Carriage



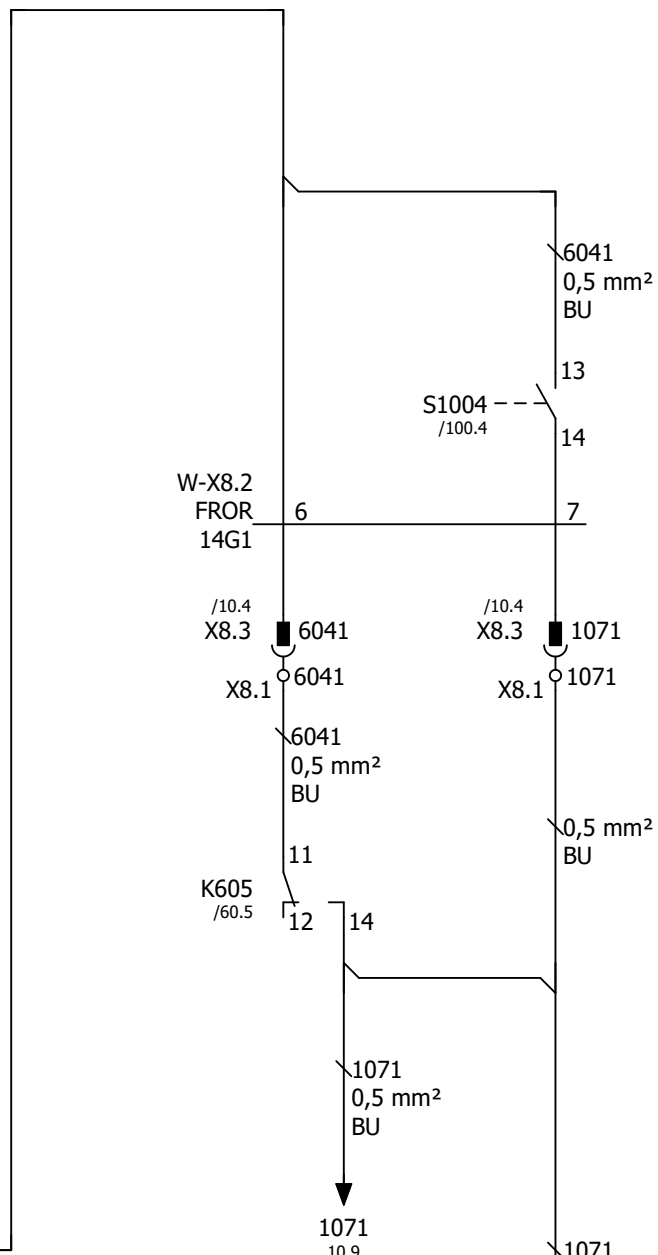
Retroazione emergenza
Emergency feedback



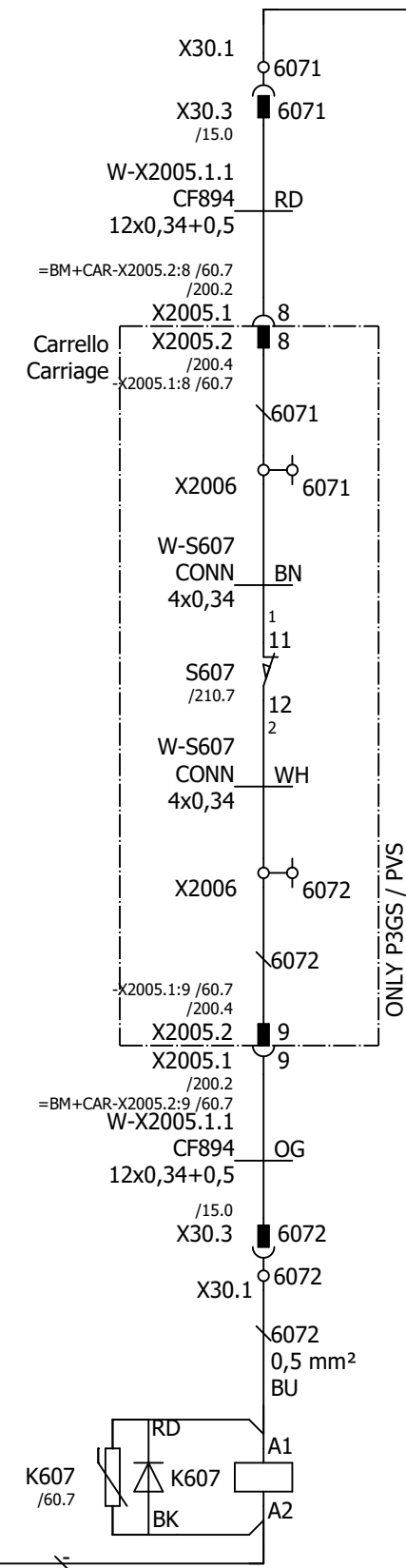
Emergenza paraurti
Shock-absorber emergency



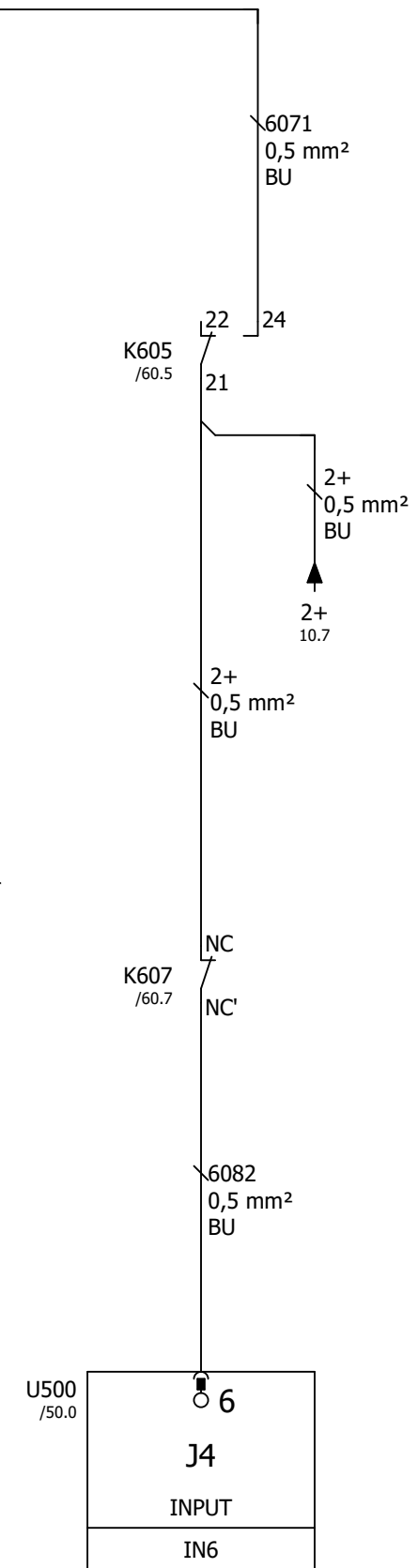
Emergenza
Emergency stop



Relè di sicurezza
Safety relay



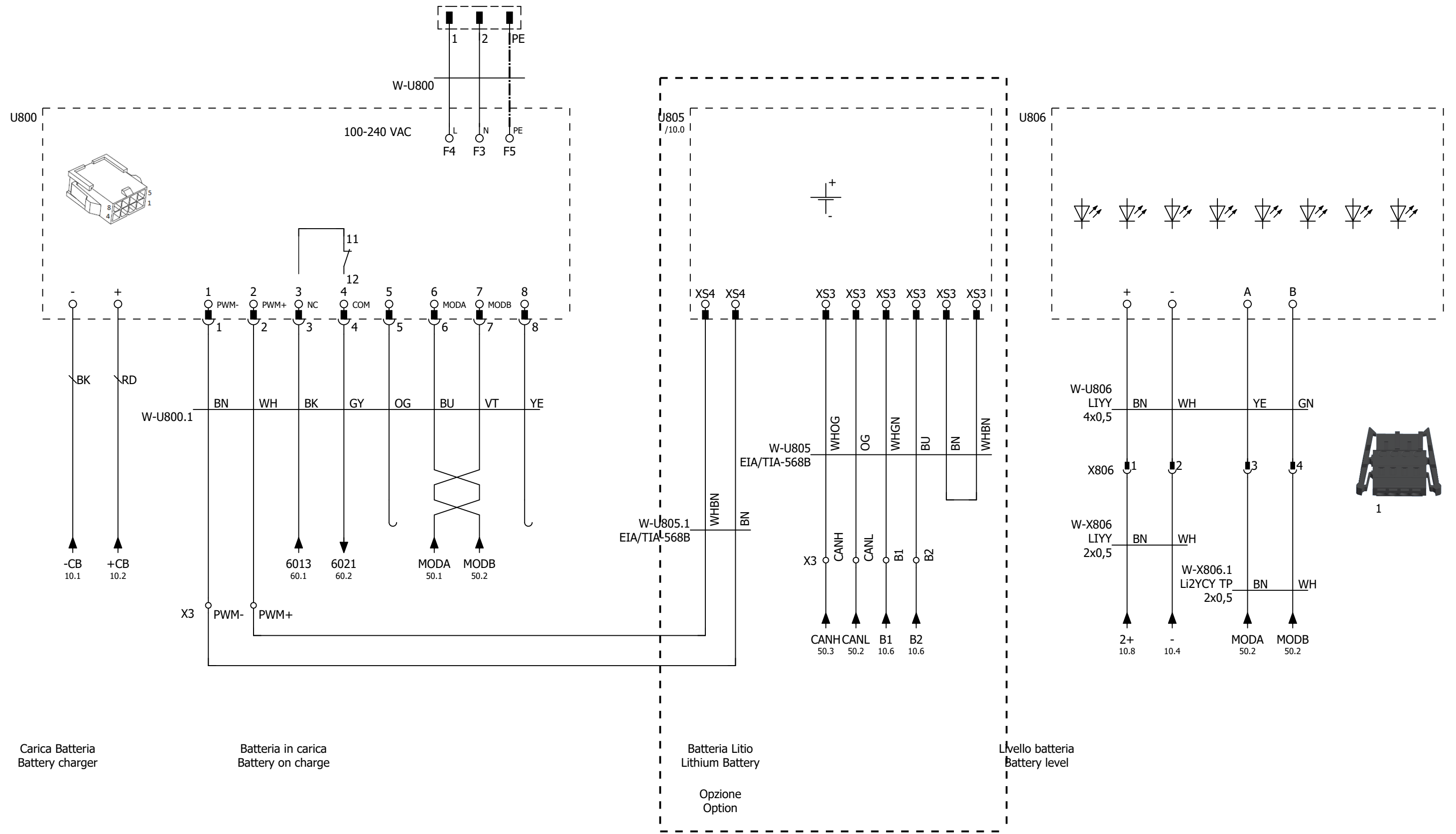
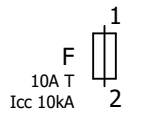
Contattore emergenza
Emergency contactor



Retroazione emergenza
Emergency feedback



Fusibile per linea cliente
Fuse for customer's line



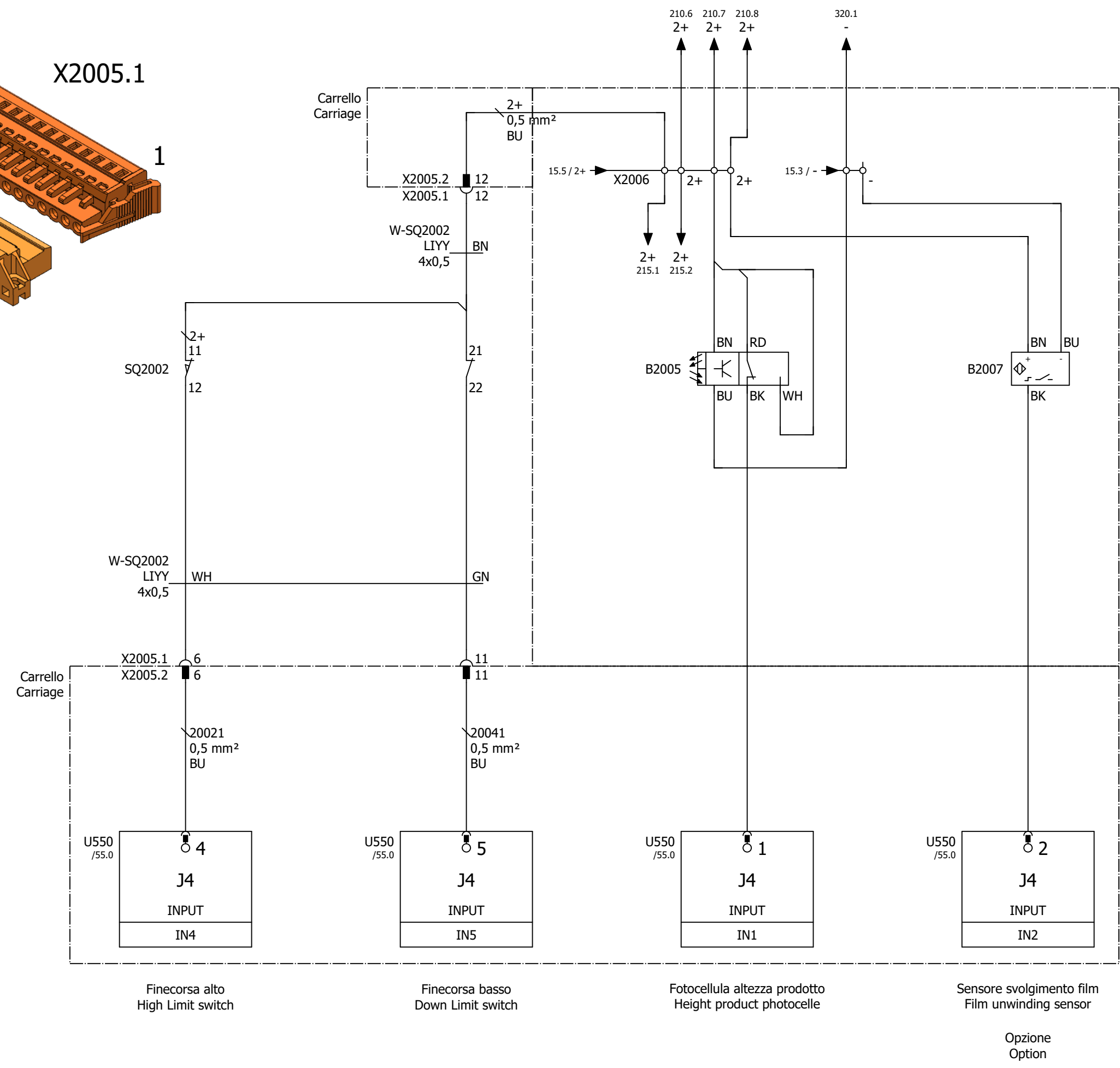
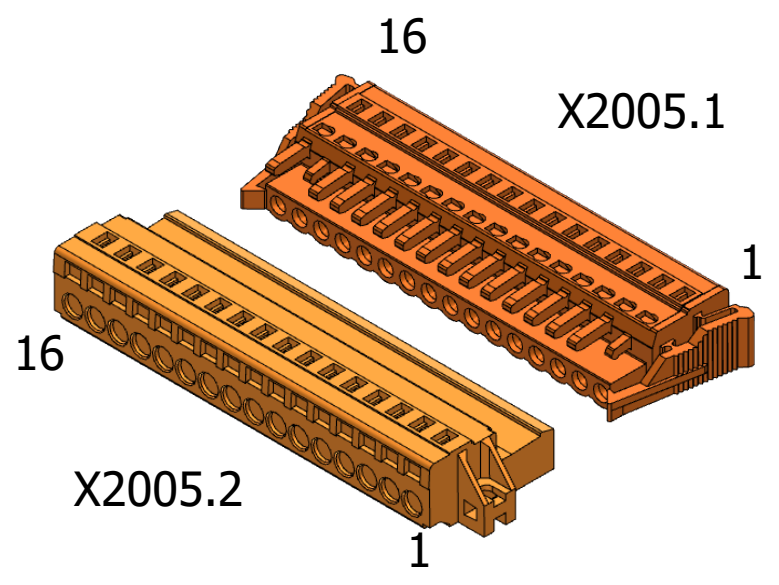
Carica Batteria
Battery charger

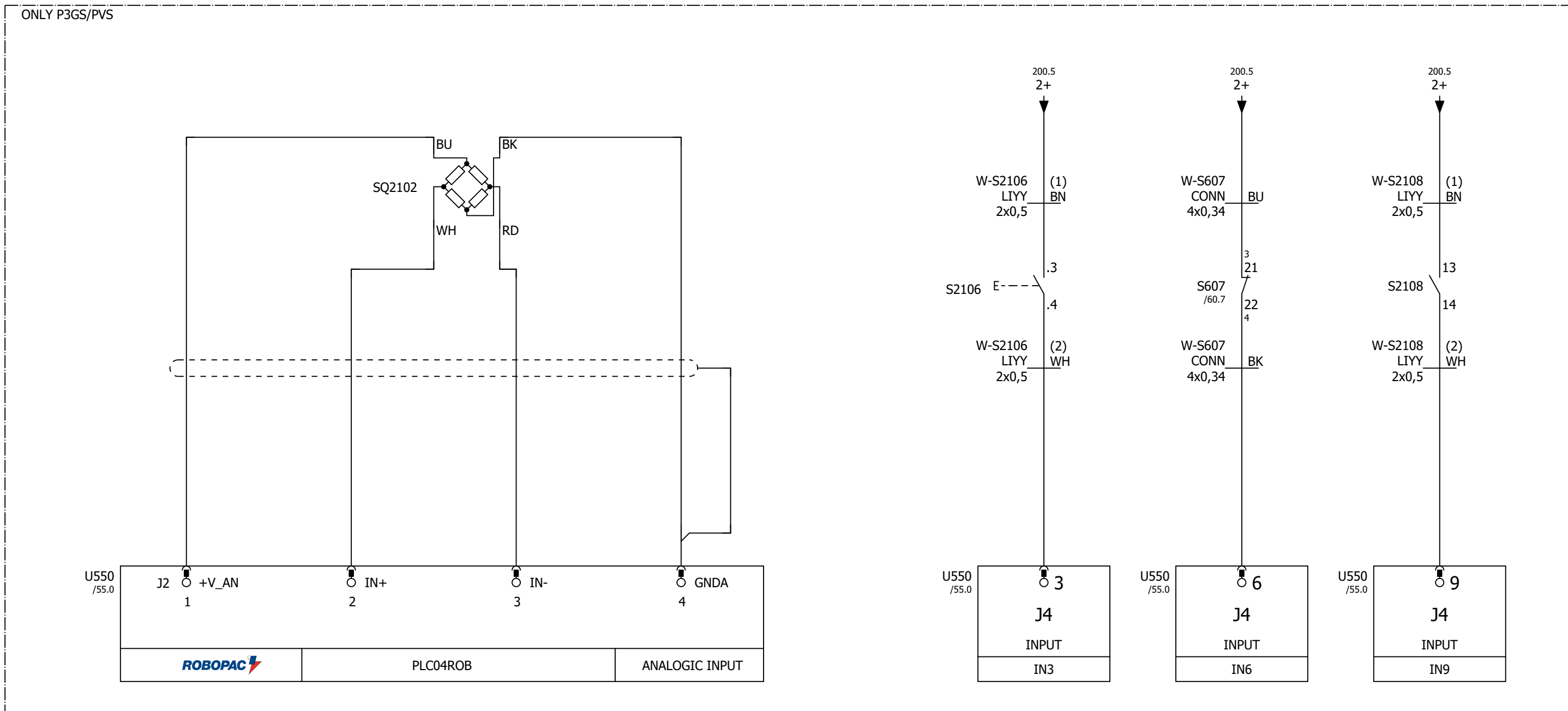
Batteria in carica
Battery on charge

Batteria Lito
Lithium Battery

Livello batteria
Battery level

Opzione
Option





Cella di carico
Loading cell

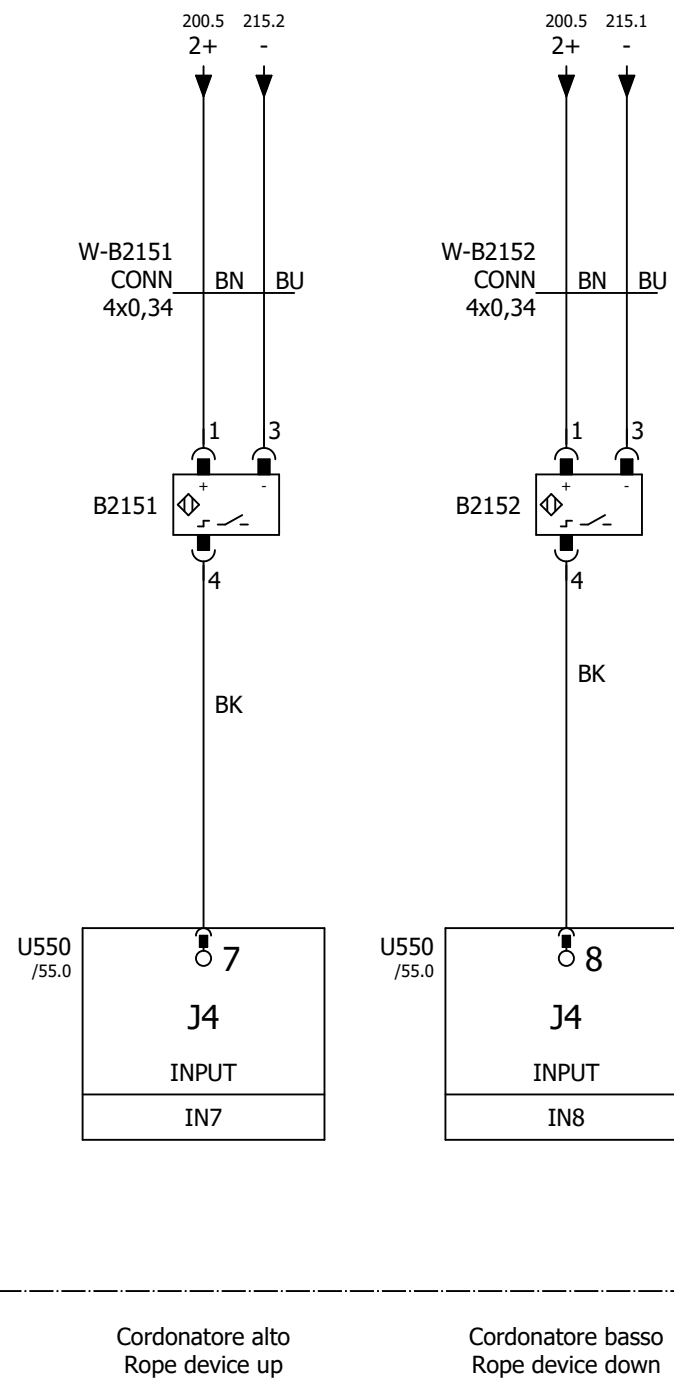
Pulsante svolgimento film
Unrolling film button

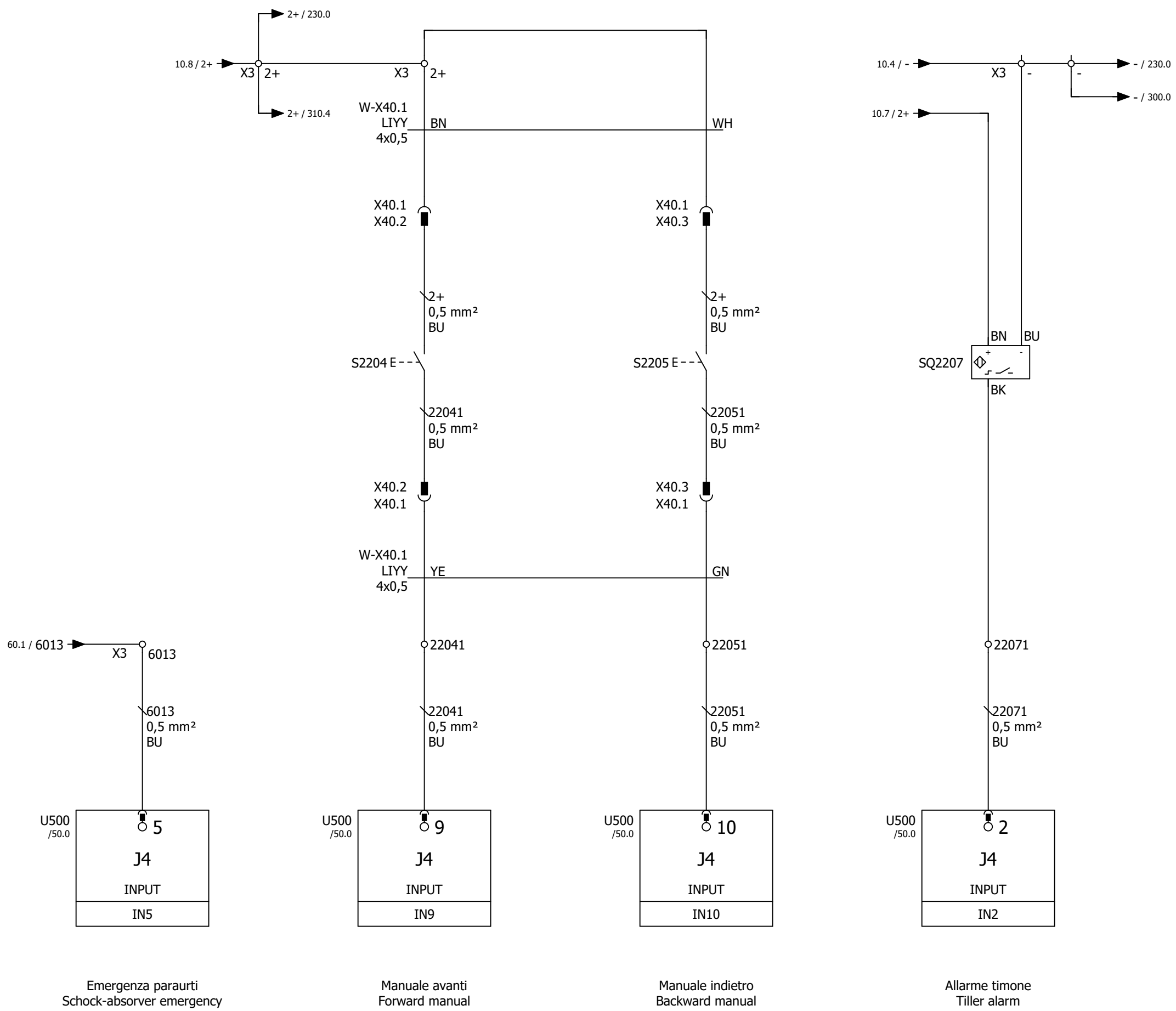
Apertura porta carrello
Carriage door opening

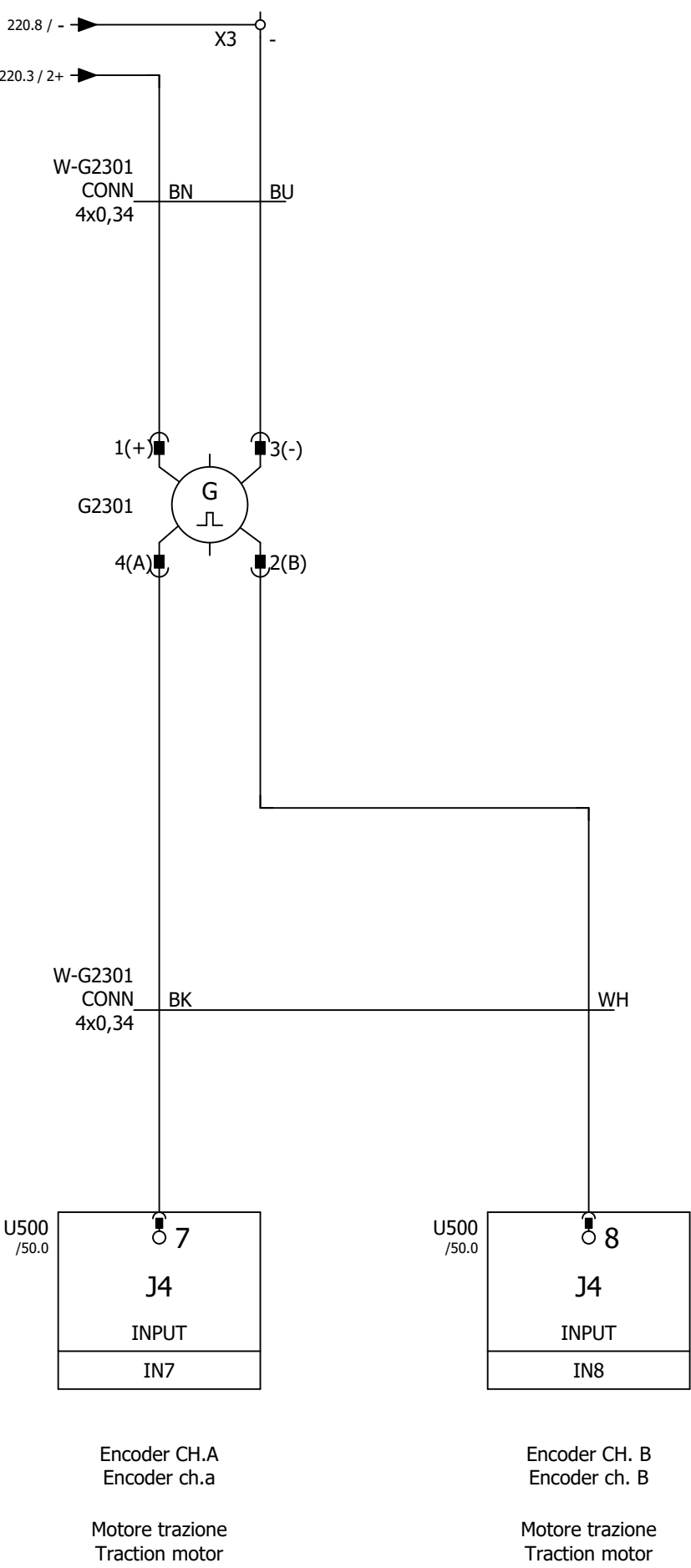
Apertura carter carrello
Carriage casing opening

OPTIONAL ROPE DEVICE

Carrello
Carriage







Encoder CH.A
Encoder ch.a

Motore trazione
Traction motor

Encoder CH. B
Encoder ch. B

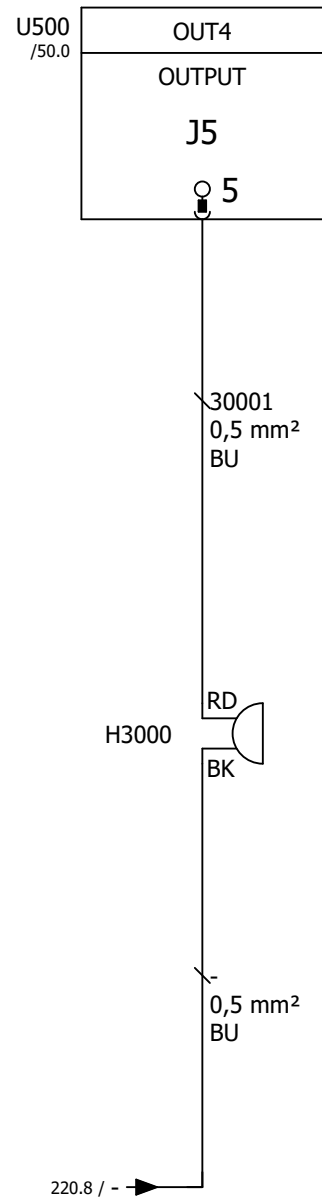
Motore trazione
Traction motor



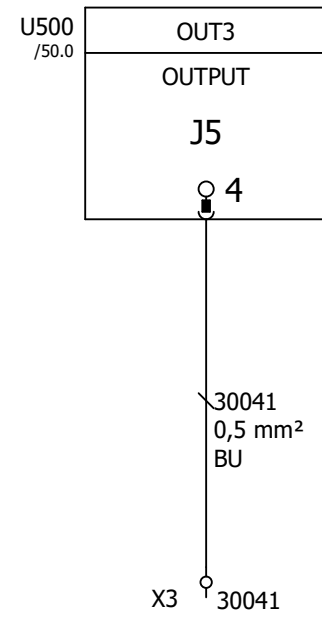
Description

**Ingressi
Inputs**

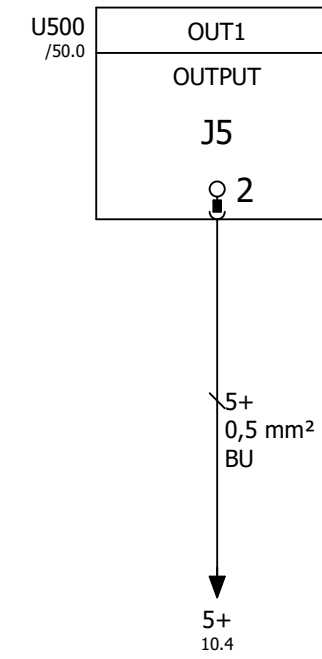
| | | | | | | | | | | | |
|---------|-------------------|------|------------|-------|----|------|-----|------|-----|------|-----|
| Code | 3709307601ENG | Date | 14/06/2022 | Total | 74 | Prev | 220 | Next | 300 | Page | 230 |
| Machine | Robot S7 P3GS/PVS | | | | | | | | | | |



Sirena
Siren



Riserva
Spare

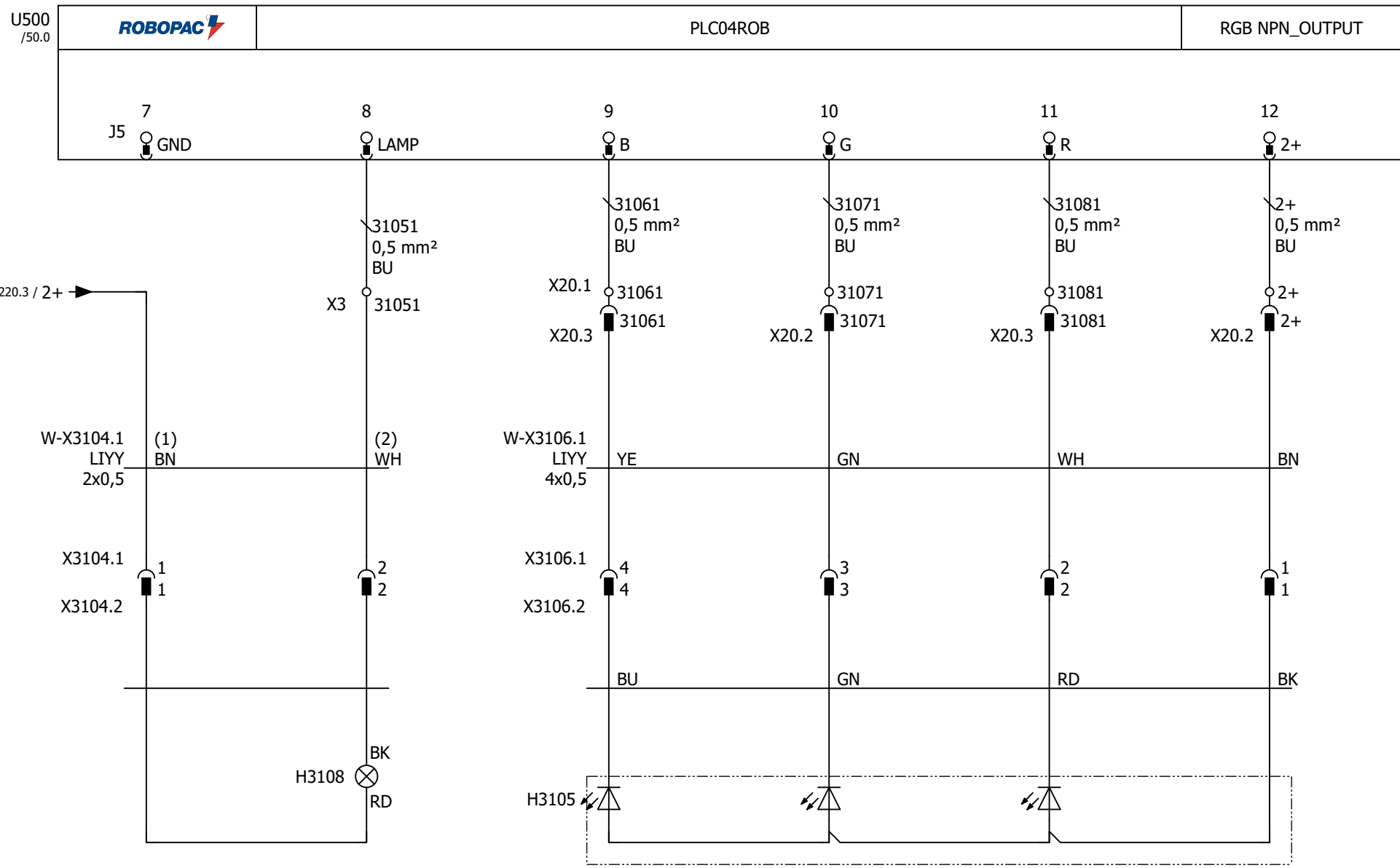


Auto spegnimento
Auto shutdown



| | |
|-------------|-------------------|
| Description | Uscite Outputs |
|-------------|-------------------|

| | | | | | | | | | | | |
|---------|-------------------|------|------------|-------|----|------|-----|------|-----|------|-----|
| Code | 3709307601ENG | Date | 14/06/2022 | Total | 74 | Prev | 230 | Next | 310 | Page | 300 |
| Machine | Robot S7 P3GS/PVS | | | | | | | | | | |

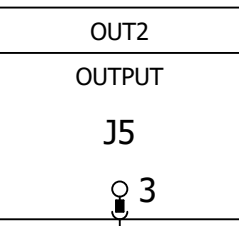


Luce blu
Blue light
Opzione
Option

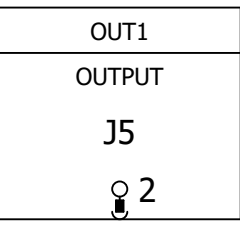
Segnalatore ottico circolare
Round indicator light

Carrello
Carriage

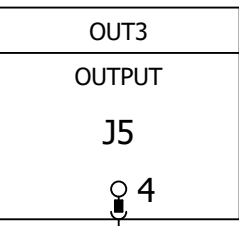
U550
/55.0



U550
/55.0



U550
/55.0



W-Y3201
LIYY
2x0,5

BN

Y3201

W-Y3201
LIYY
2x0,5

WH

-
200.6

Taglio film
Film cut
(Optional)

30.2
32051

32051
0,5 mm²
BU

X2006

32051

32051
35.2

32051
40.2

PVS

ROPE

Abilitazione driver
Driver enable



Description

Uscite
Outputs

Code 3709307601ENG

Date 14/06/2022

Total 74

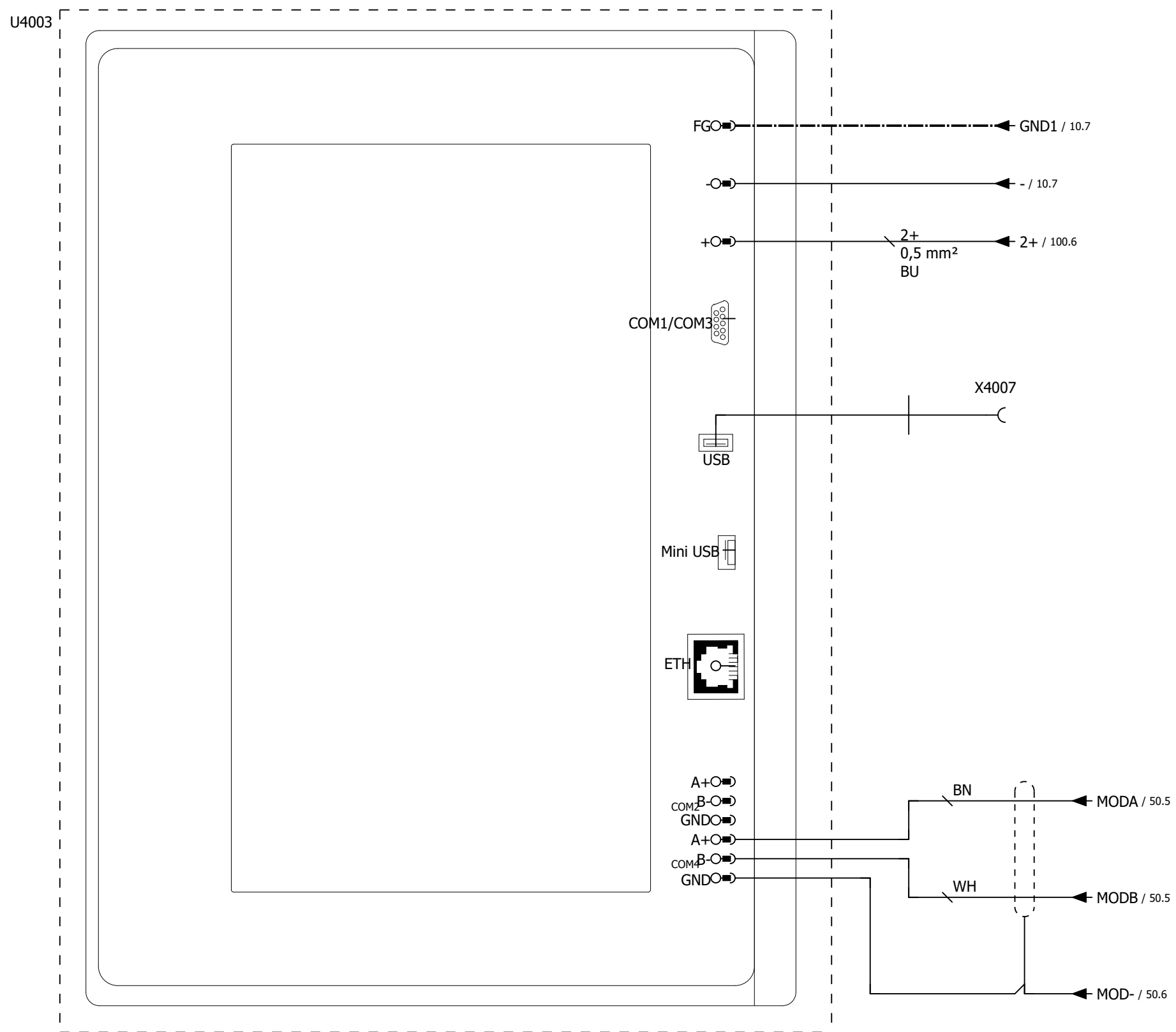
Prev 310

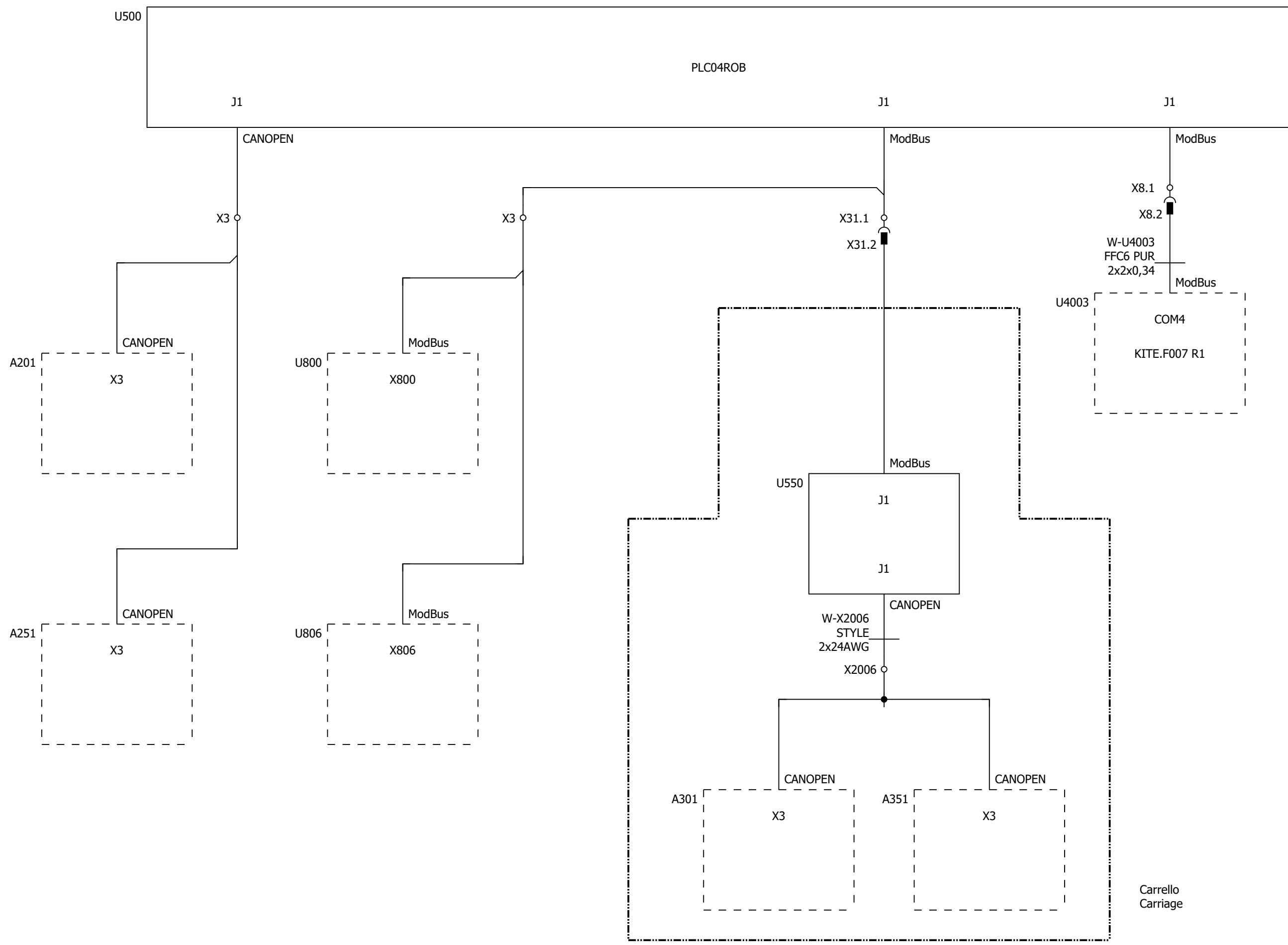
Next 400

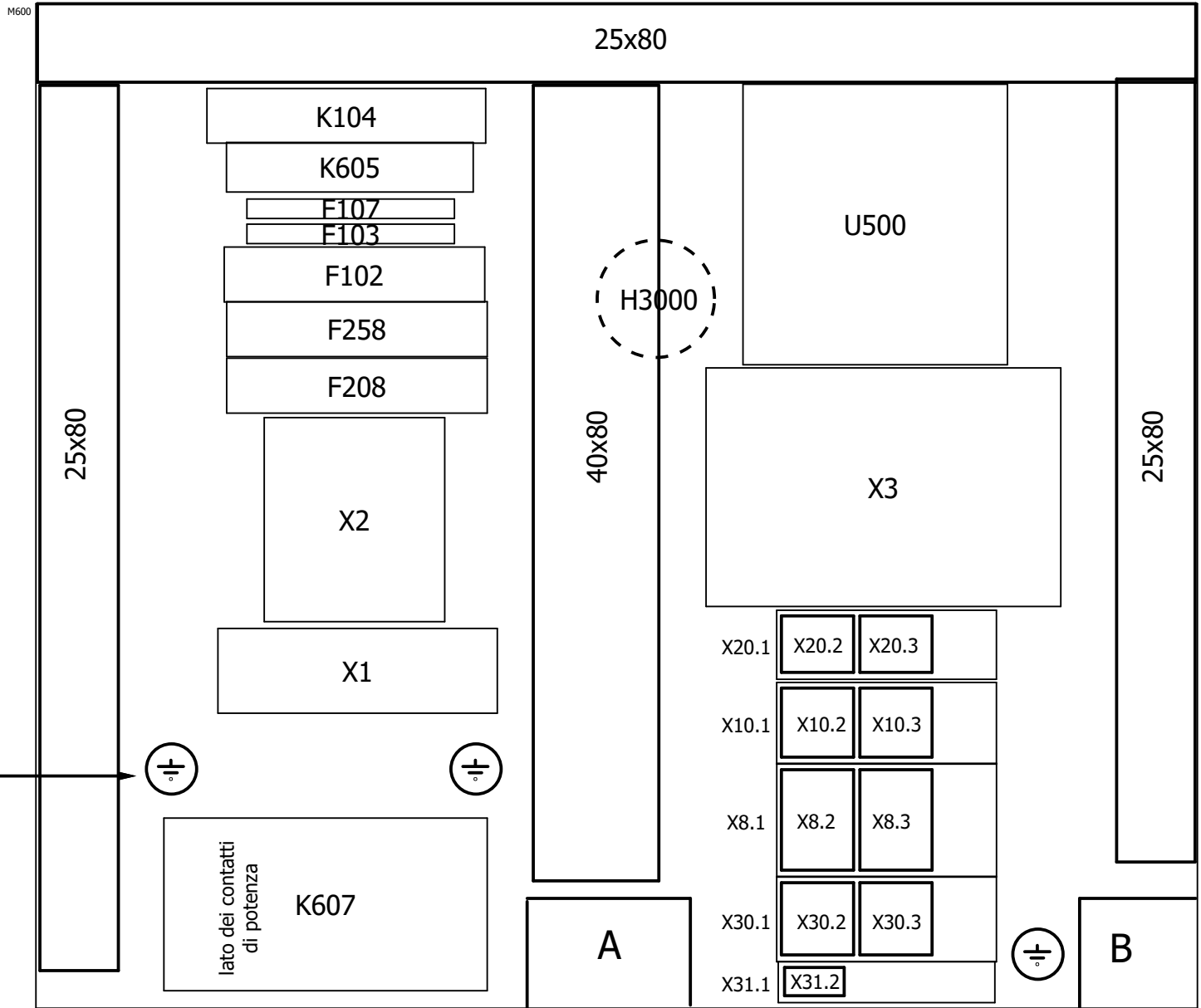
Page

Machine Robot S7 P3GS/PVS

320







NOTA1: inserire i rivetti esagonali sui fianchi della cassetta

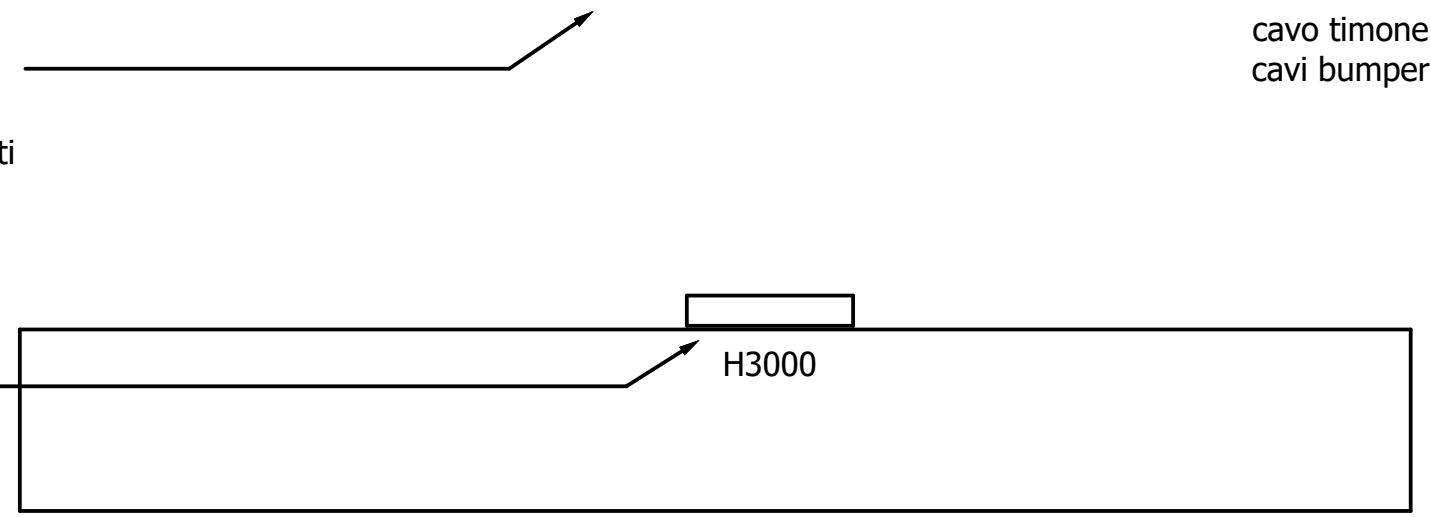
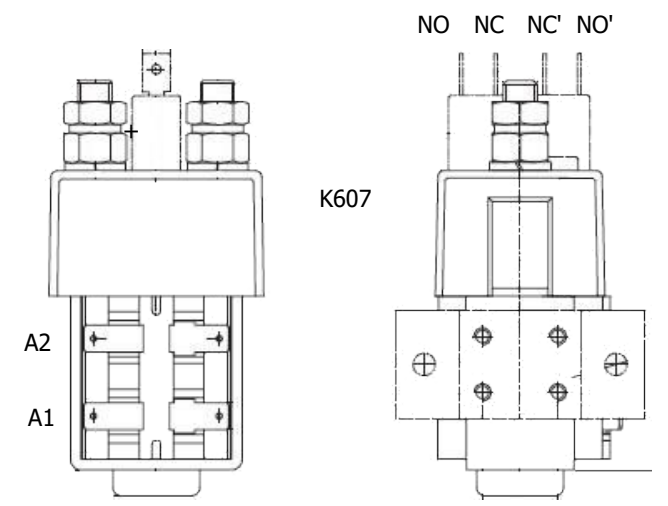
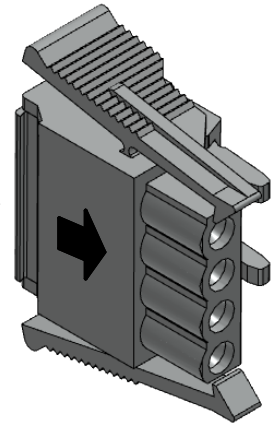
NOTA2: partenza W104 il cavo esce dal punto A

NOTA3: ricoprire i passaggi A e B con guarnizione in gomma

NOTA4: X801 tutte le cordine vanno raccolte in una calza lunga 30cm fuori quadro MODA e MODB vanno twistati

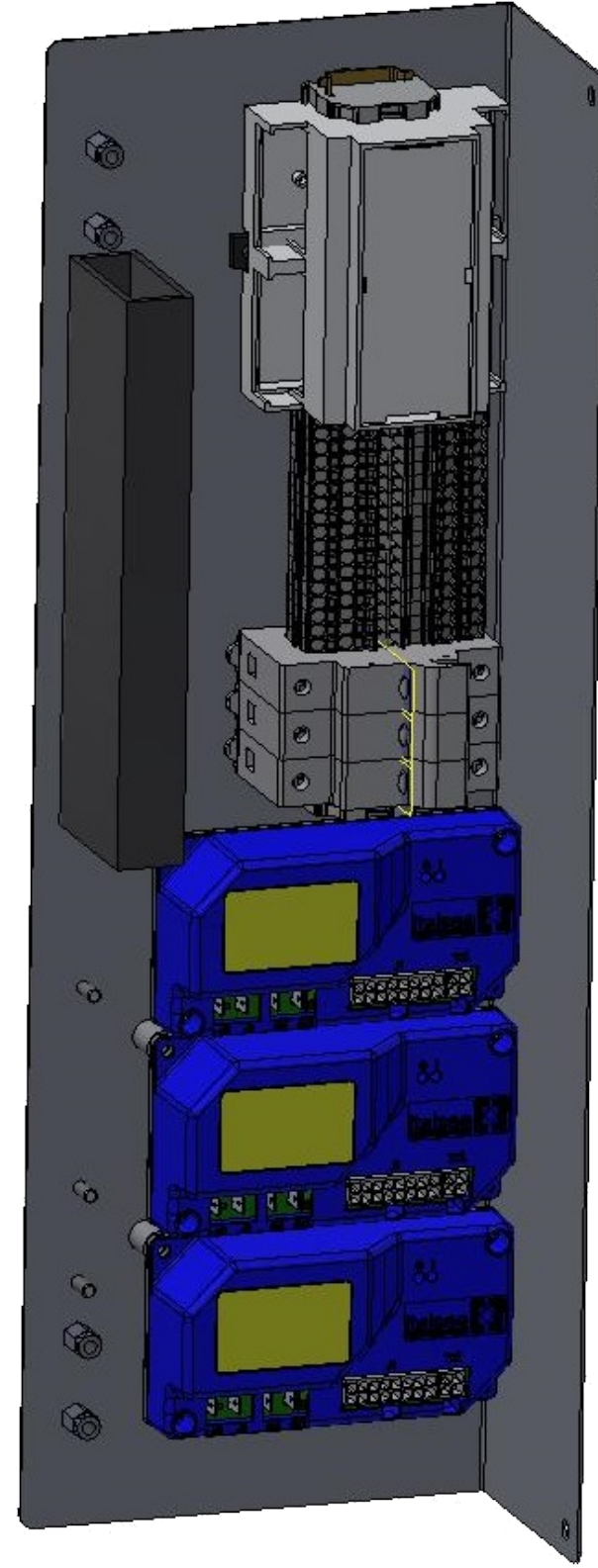
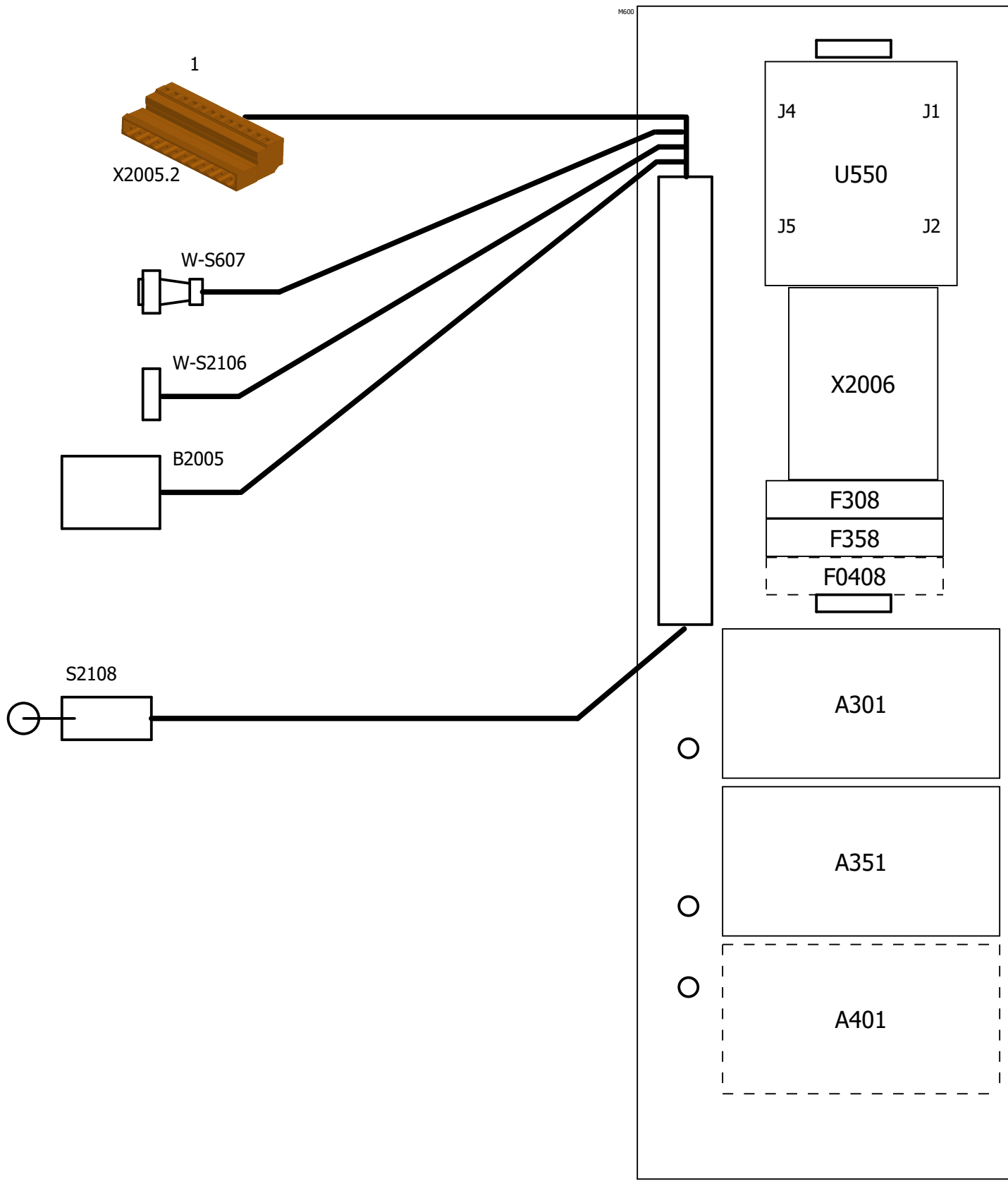
NOTA5: montare il buzzer sul retro della piastra

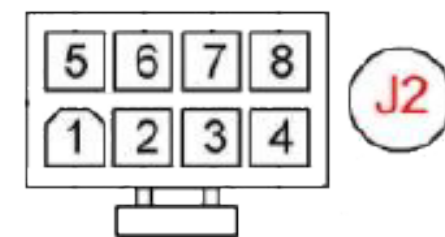
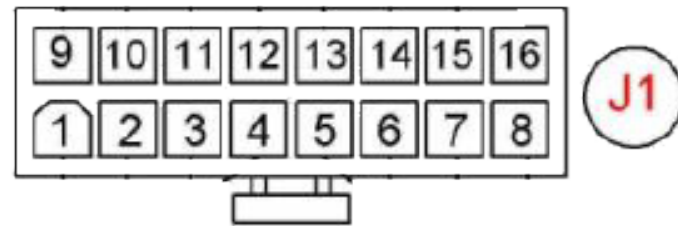
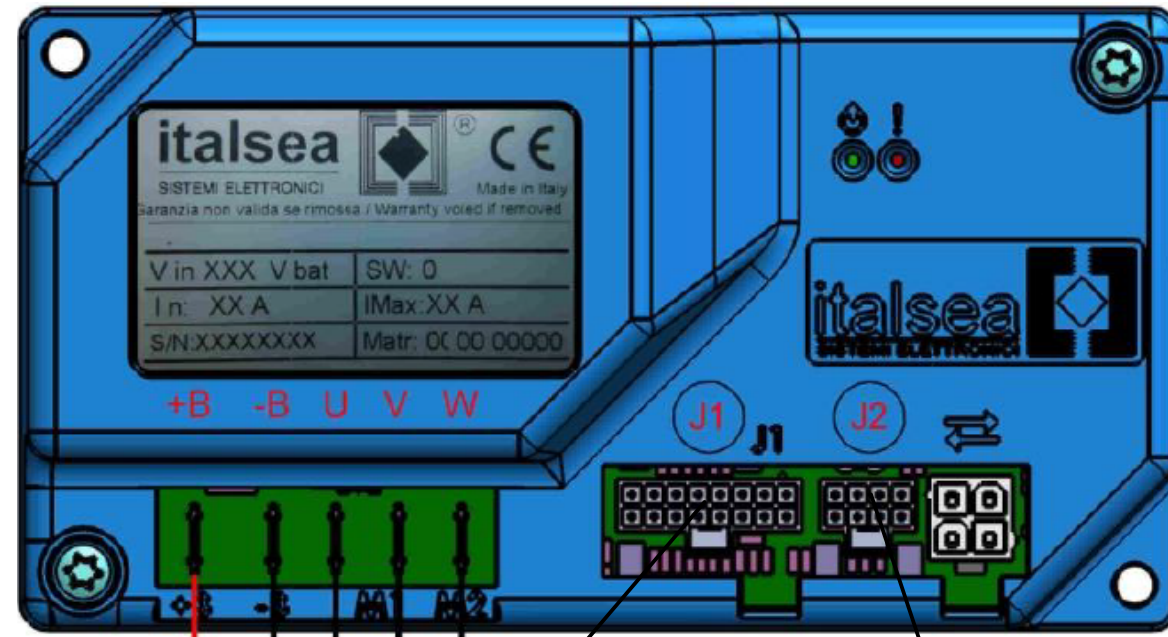
NOTA5: X806 siglare la parte inferiore del morsetto con una freccia posta al centro dello stesso




VISTA DALL' ALTO

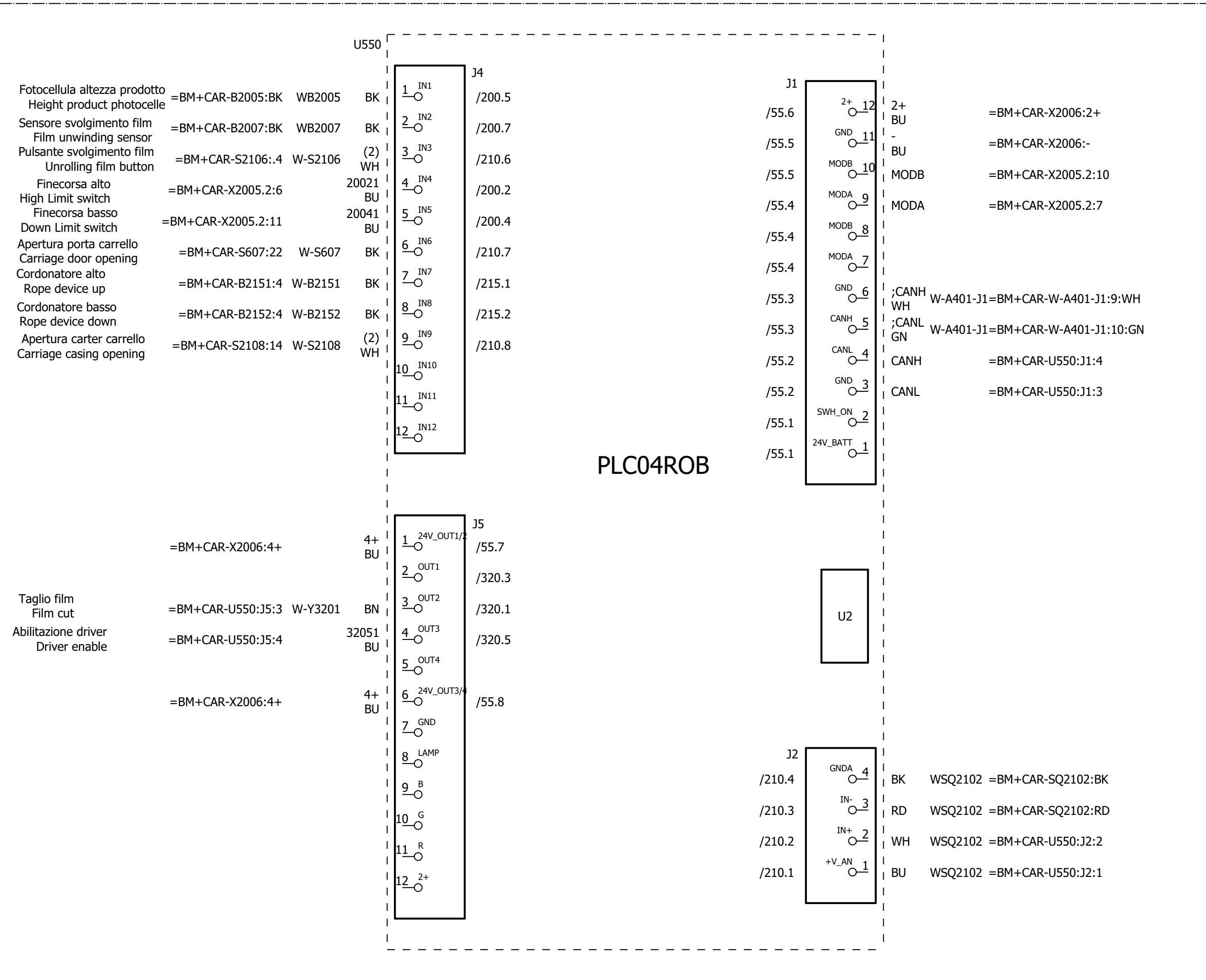
Carrello
Carriage







Carrello
Carriage





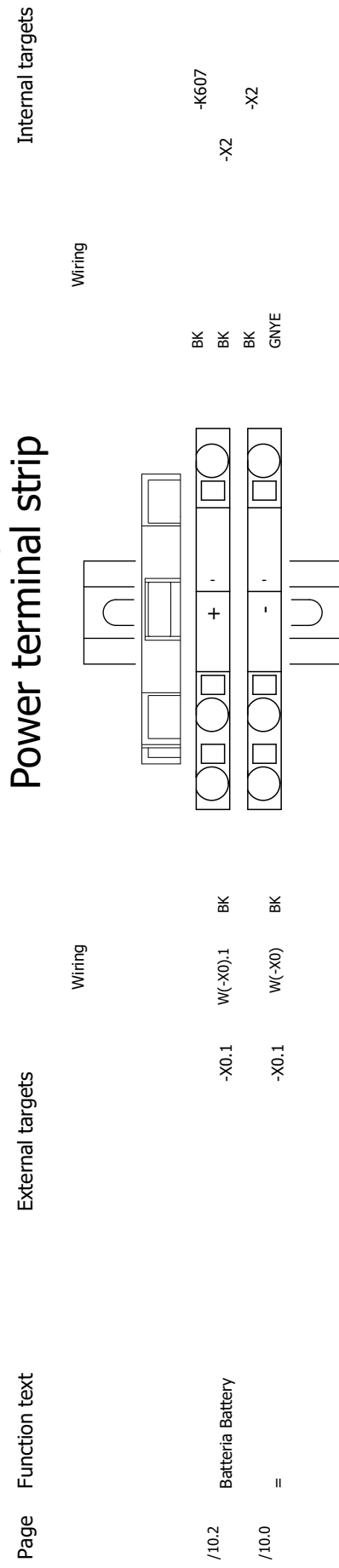
Sommario cavi

Cable overview

| Cable | Origine | N° Conduttori | Cross-section | Capicorda origine | Spelatura origine (cm) | Lunghezza fuori cassetta (m) | Spelatura destinazione (cm) | Capicorda destinazione | Target | Note |
|-----------|-----------|---------------|----------------------|-------------------|------------------------|------------------------------|-----------------------------|------------------------|--------|-------------------|
| -W104 | -GND1 | 1 | 10 mm ² | Occhiello D.6 | | 0,35 | | Occhiello D.6 | -GND2 | |
| -W-G2301 | -X3;-U500 | 4 | 0,34 mm ² | | 7 | 0,7 | | | -G2301 | Uscita da punto A |
| -W-U800.1 | -W-U800.1 | | | | | | | | -X3 | |
| -W-X0 | -X1 | 1 | 10 mm ² | Puntalino | | 0,35 | | -- | -X0.1 | Foro uscita A |
| -W-X0.1 | -X1 | 1 | 10 mm ² | Puntalino | | 0,35 | | -- | -X0.1 | Foro uscita A |
| -W-X806 | -X3 | 2 | 0,5 mm ² | -- | 10 | 1,5 | 7 | | -X806 | Uscita da "A" |
| -W-X806.1 | -X3 | 2 | 0,5 mm ² | -- | 10 | 1,5 | 7 | | -X806 | Uscita da "A" |

=+-X1

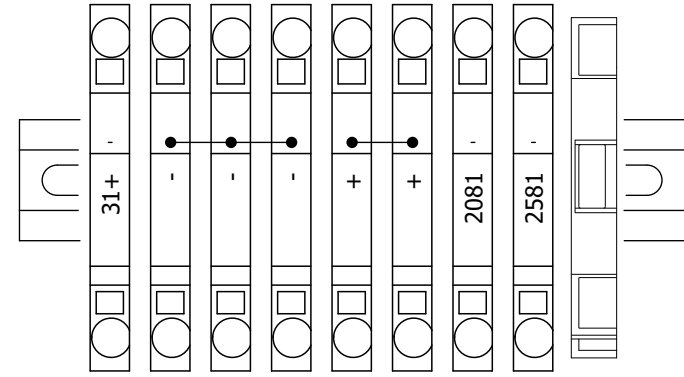
Morsettiera di potenza
Power terminal strip



= +-X2

Morsettiera di potenza
Power terminalboard

| Page | Function text | External targets | Wiring | Internal targets |
|-------|---------------|--|-----------|------------------|
| /10.2 | | -X2005.1 W(-X2005.1),2 -X2005.1 W(-X2005.1),2 | 1 3 | -F102 |
| /10.1 | | -A251 W(-A251-X2) | BU | -X1 |
| /10.1 | | -X2005.1 W(-X2005.1),2 -X2005.1 W(-X2005.1),2 | 2 GNVE | -A201 |
| /10.1 | | -U800 | BK | -X3 |
| /10.2 | | -U800 | RD | -F103 |
| /10.2 | | | | -X1 |
| /20.8 | | -A201 W(-A201-X2) | BN | -F208 |
| /25.8 | | -A251 W(-A251-X2) | BN | -F258 |



Terminal diagram

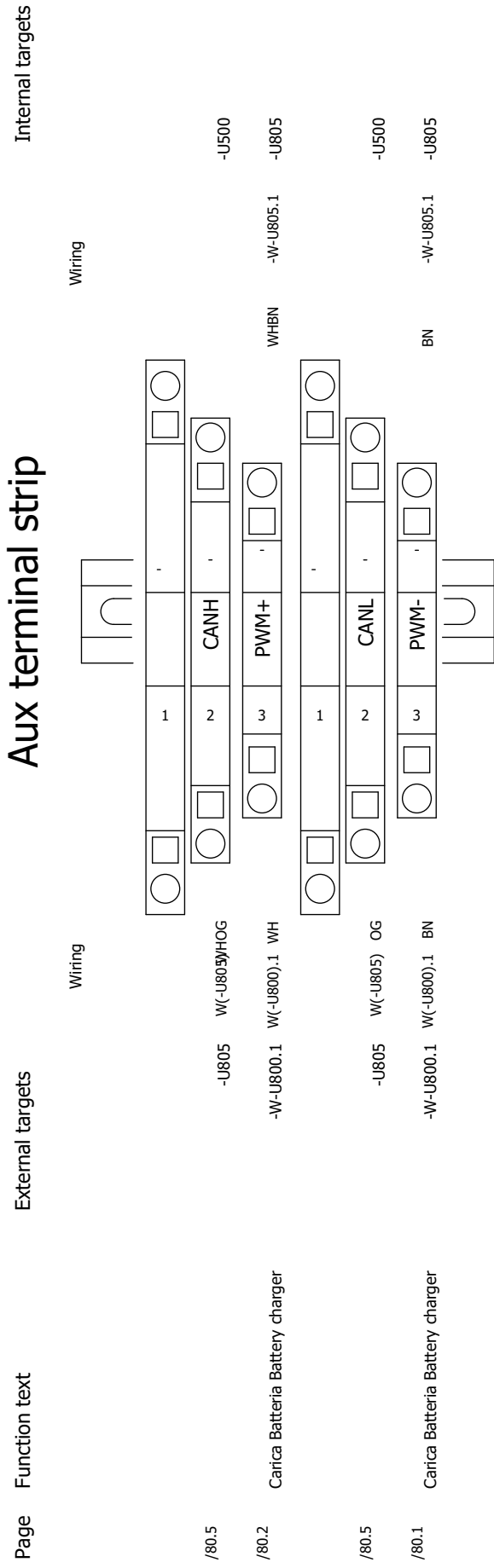
= +-X3

Morsettiere ausiliari Aux terminal strip

| Page | Function text | External targets | Wiring | Internal targets |
|--------|---|--------------------------|----------------|------------------|
| /10.3 | | -K104 | BU | -X2 |
| /10.5 | | | BU | -F103 |
| /60.1 | Emergenza paraurti Shock-absorber emergency | -SQ2202 | W(-SQ2202) WH | -U500 |
| /10.3 | Batteria Battery | -X8.1 | BU | -U500 |
| /10.6 | Batteria Battery | -X8.1 | BU | -K104 |
| /60.1 | | -SQ2202.1W(-SQ2202.1) WH | BU | |
| /10.4 | | -X30.1 | BU | -K605 |
| /10.7 | | -U500 | BU | -K104 |
| /60.1 | Emergenza paraurti Shock-absorber emergency | -SQ2202 | W(-SQ2202) BN | |
| /10.4 | Livello batteria Battery level | -X806 | W(-X806) WH | -X10.1 |
| /10.7 | Retroazione emergenza Emergency feedback | -K605 | BU | -X8.1 |
| /60.1 | Carica Batteria Battery charger | -W-U800.1 | W(-U800.1) BK | -W-SQ2202.1 |
| /10.4 | | -X8.1 | BU | -X8.1 |
| /10.7 | Allarme timone Tiller alarm | -SQ2207 | WSQ2207 BN | -X30.1 |
| /220.2 | | | BU | -U500 |
| /220.7 | Allarme timone Tiller alarm | -SQ2207 | WSQ2207 BU | |
| /10.7 | | -X10.1 | BU | -U500 |
| /60.2 | Carica Batteria Battery charger | -W-U800.1 | W(-U800.1) GY | -X8.1 |
| /220.8 | Sirena Siren | -H3000 | BU | |
| /10.8 | Livello batteria Battery level | -X806 | W(-X806) BN | |
| /220.4 | Manuale avanti Forward manual | -X40.1 | W(-X40.1) YE | -U500 |
| /230.1 | Encoder CH.A Encoder ch.a | -G2301 | W(-G2301) BU | |
| /220.3 | | -X3104.1 | W(-X3104.1) BN | -G2301 |
| /220.5 | Manuale indietro Backward manual | -X40.1 | W(-X40.1) GN | -U500 |
| /50.1 | Carica Batteria Battery charger | -W-U800.1 | W(-U800.1) BU | |
| /220.4 | Manuale avanti Forward manual | -X40.1 | W(-X40.1) BN | -X40.1 |
| /220.7 | Allarme timone Tiller alarm | -SQ2207 | WSQ2207 BK | -U500 |
| /50.2 | Livello batteria Battery level | -X806 | W(-X806.1) BN | -X31.1 |
| /10.9 | | -X3104.1 | W(-X3104.1) WH | -F107 |
| /310.5 | Luce blu Blue light | | BU | -U500 |
| /50.2 | Carica Batteria Battery charger | -W-U800.1 | W(-U800.1) VT | |
| /10.9 | | -X30.1 | BU | -U500 |
| /80.6 | | -U805 | W(-U805)HGN | -X8.1 |
| /50.2 | Livello batteria Battery level | -X806 | W(-X806.1) WH | -X31.1 |
| /300.4 | | | BU | -U500 |
| /80.6 | | -U805 | W(-U805) BU | -X8.1 |

= +-X3

Morsettiere ausiliari
Aux terminal strip



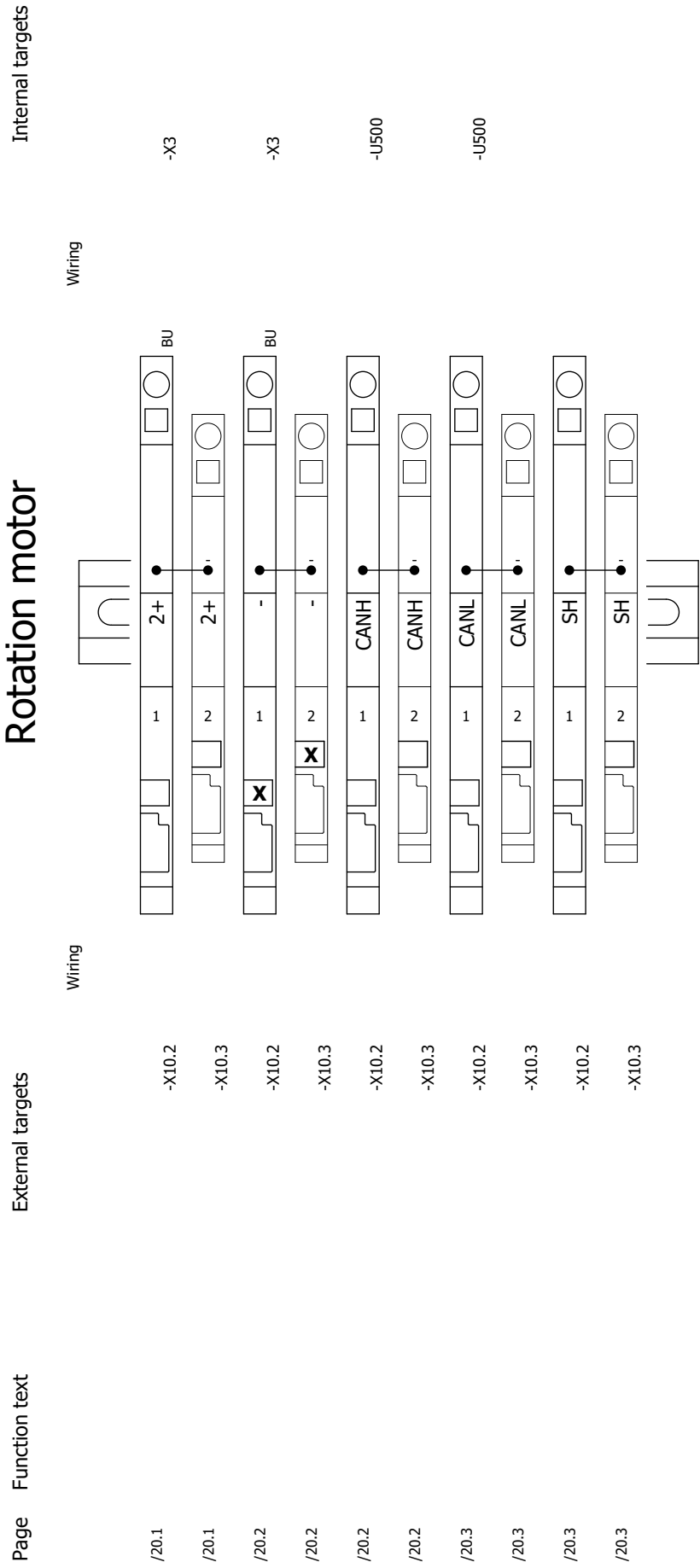
=+-X8.1

Pannello comandi Control panel

| Page | Function text | External targets | Wiring | Wiring | Internal targets |
|--------|------------------------------------|------------------|--------|--------|------------------|
| /10.6 | Batteria Battery | -X8.2 | | | -X3 |
| /10.6 | Batteria Battery | -X8.3 | | | -X3 |
| /10.6 | Batteria Battery | -X8.2 | | | -X3 |
| /60.5 | Relè di sicurezza Safety relay | -X8.3 | | | -K605 |
| /10.6 | Batteria Battery | -X8.2 | | | -X3 |
| /60.2 | Emergenza Emergency stop | -X8.3 | | | -X3 |
| /10.6 | Batteria Battery | -X8.2 | | | -K104 |
| /60.4 | Emergenza Emergency stop | -X8.3 | | | -K605 |
| /10.6 | Batteria Battery | -X8.2 | | | -X3 |
| /100.1 | Start Start | -X8.3 | | | -U500 |
| /50.5 | | -X8.2 | | | -U500 |
| /100.4 | RESET Reset | -X8.3 | | | -U500 |
| /50.5 | | -X8.2 | | | -U500 |
| /100.5 | Fungo emergenza Emergency mushroom | -X8.3 | | | -U500 |
| /50.6 | | -X8.2 | | | -X3 |
| /10.7 | Batteria Battery | -X8.3 | | | -X3 |

=+-X10.1

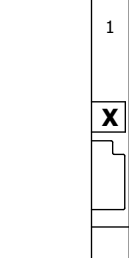

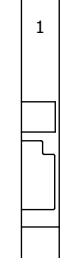
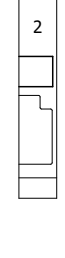
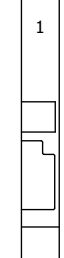
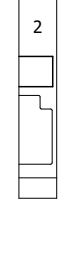
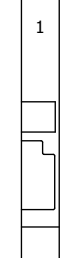
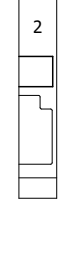
Motore rotazione
Rotation motor



Terminal diagram

=+-X20.1

Segnalatore ottico circolare Round indicator light

| Page | Function text | External targets | Wiring | Wiring | Internal targets |
|--------|--|------------------|--|--|------------------|
| /310.9 | Segnalatore ottico circolare Round indicator light | -X20.2 |  |  | -U500 |
| /310.6 | Segnalatore ottico circolare Round indicator light | -X20.3 |  |  | -U500 |
| /310.7 | Segnalatore ottico circolare Round indicator light | -X20.2 |  |  | -U500 |
| /310.8 | Segnalatore ottico circolare Round indicator light | -X20.3 |  |  | -U500 |

=+-X30.1

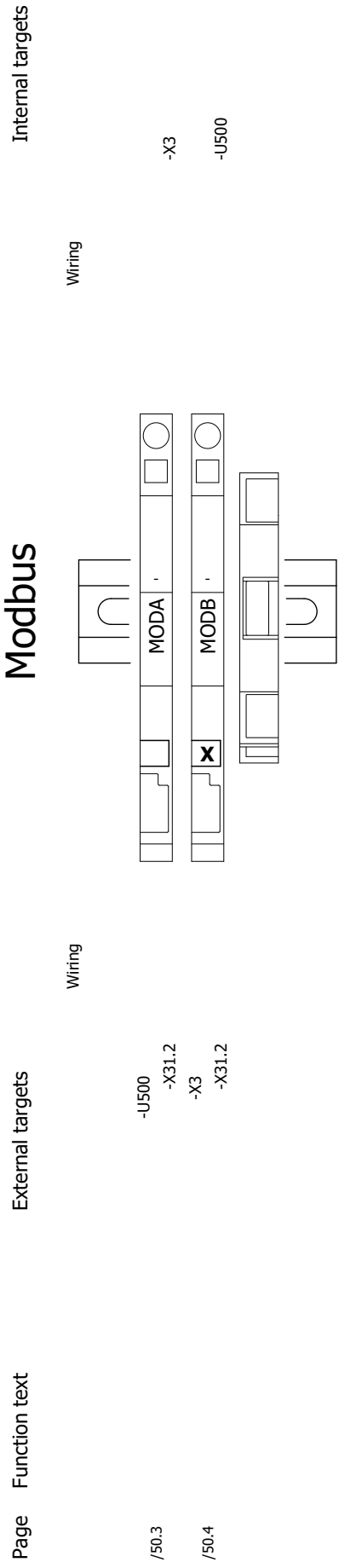
Morsettiera carrello
Carriage terminal blocks

| Page | Function text | External targets | Wiring | Wiring | Internal targets |
|-------|--|------------------|--------|--------|------------------|
| /15.4 | | -X30.2 | | | -X3 |
| /60.7 | Contattore emergenza Emergency contactor | -X30.3 | | | -K605 |
| /15.6 | | -X30.2 | | | -X3 |
| /60.7 | Contattore emergenza Emergency contactor | -X30.3 | | | -K607 |
| /15.2 | | -X30.2 | | | -X3 |
| /15.1 | | -X30.3 | | | |
| /15.2 | | -X30.3 | | | |

Terminal diagram

=+-X31.1

ModBus
Modbus



=BM+CAR-X2006

Morsettiere ausiliari Aux terminal strip

| Page | Function text | External targets | Wiring | Internal targets |
|----------|---|--------------------------------------|----------------------|-----------------------------|
| =+/15.8 | | -A351 -A301 | BU BU | -X2005.2 |
| =+/15.8 | | -A401 | BU | -X2005.2 |
| =+/15.4 | | -W-A401-J1 -W-A301-J1 | VT BN | -X2005.2 -W-A301-J1 |
| =+/15.4 | | -U550 -W-A401-J1 | BU BN | -W-A351-J1 -S2106 |
| =+/200.5 | Cordonatore basso Rope device down Cordonatore alto Rope device up | -B2152 -B2151 -B2005 -B2005 | BN BN WH BN | -X2005.2 -S2108 -S607 |
| =+/15.6 | | -U550 -U550 | BU BU | -X2005.2 |
| =+/15.7 | | -F358 -F308 | BU BU | -X2005.2 |
| =+/15.7 | | -F0408 | BU | -X2005.2 |
| =+/60.7 | Contattore emergenza Emergency contactor | -S607 | BN | -X2005.2 |
| =+/60.7 | = | -X2005.2 | | -S607 |
| =+/320.5 | | -W-A401-J1 -W-A351-J1 | OG OG | -U550 -W-A301-J1 |
| =+/55.2 | | -W-A351-J1 -W-A301-J1 | WH WH | -U550 |
| =+/55.2 | | -W-A301-J1 -W-A351-J1 | GN GN | -U550 -W-A351-J1 |
| =+/15.2 | | -W-A401-J1 -W-A301-J1 | PK PK | -X2005.2 |
| =+/15.3 | | -U550 | BU | |
| =+/200.6 | Sensore svolgimento film Film unwinding sensor | -B2007 -B2005 | BU BU | -Y3201 |
| =+/15.2 | | GND | GNYE | -X2005.2 |

Connettore batteria

Battery connecotr



Batteria
Battery

Batteria
Battery

Description
Schema allacciamento connettori =+-X0.1
Pin-connection diagram =+-X0.1

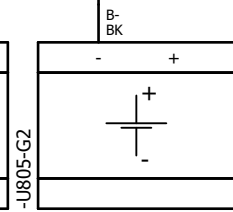
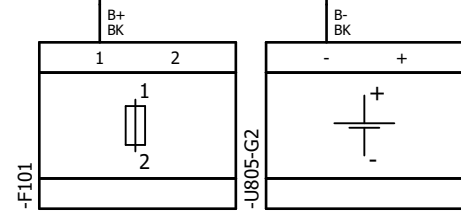

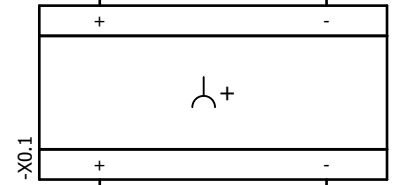
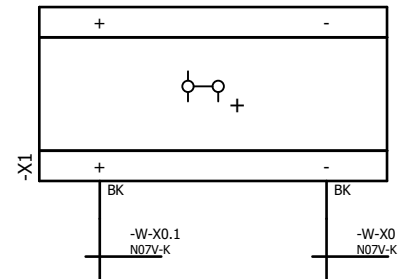
| | | | | | | | | | | | |
|---------|-------------------|------|------------|-------|----|------|-----|------|-----|------|-----|
| Code | 3709307601ENG | Date | 14/06/2022 | Total | 74 | Prev | 680 | Next | 682 | Page | 681 |
| Machine | Robot S7 P3GS/PVS | | | | | | | | | | |



Connettore batteria

Battery connecotr

Internal targets



External targets

Batteria
Battery

Batteria
Battery

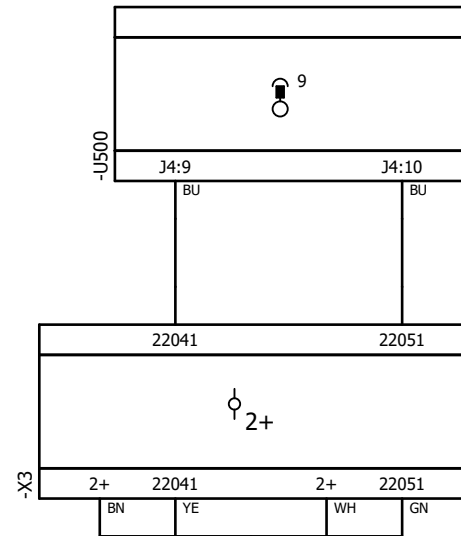


Description
Schema allacciamento connettori =+-X0.2
Pin-connection diagram =+-X0.2


| | | | | | | | | | | | |
|---------|-------------------|------|------------|-------|----|------|-----|------|-----|------|-----|
| Code | 3709307601ENG | Date | 14/06/2022 | Total | 74 | Prev | 681 | Next | 683 | Page | 682 |
| Machine | Robot S7 P3GS/PVS | | | | | | | | | | |

Manuale avanti Forward manual

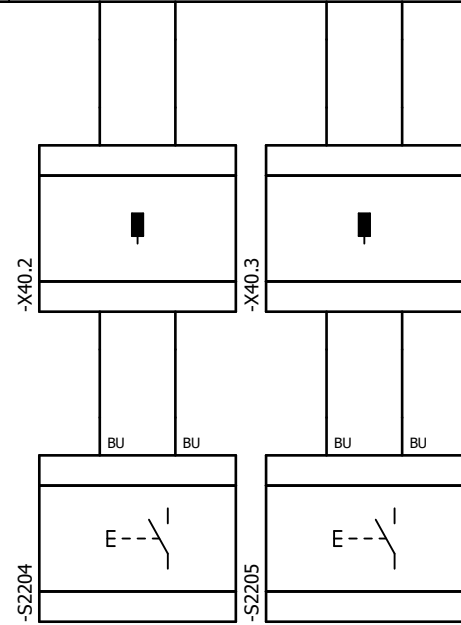
Internal targets



=+-X40.1



External targets



Manuale avanti
Forward manual

||

Manuale indietro
Backward manual

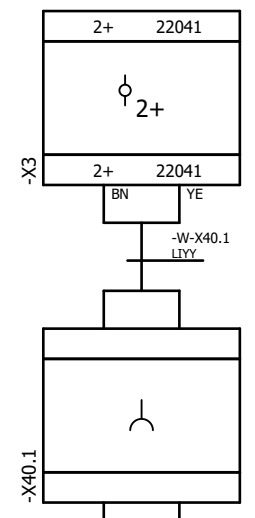
||



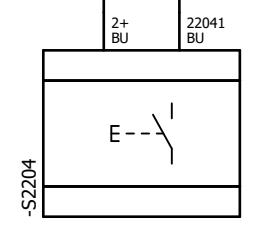

Description
Schema allacciamento connettori =+-X40.1
Pin-connection diagram =+-X40.1

| | | | | | | | | | | | |
|---------|-------------------|------|------------|-------|----|------|-----|------|-----|------|-----|
| Code | 3709307601ENG | Date | 14/06/2022 | Total | 74 | Prev | 682 | Next | 684 | Page | 683 |
| Machine | Robot S7 P3GS/PVS | | | | | | | | | | |

Internal targets



=+-X40.2



External targets

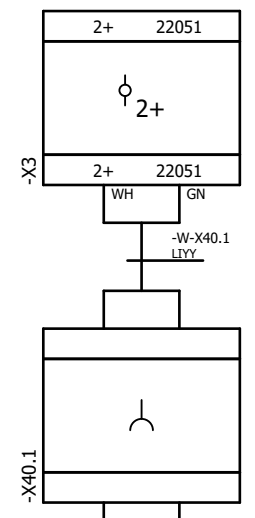
Manuale avanti
 Forward manual
 II



Description
 Schema allacciamento connettori =+-X40.2
 Pin-connection diagram =+-X40.2

| | | | | | | | | | | | |
|---------|-------------------|------|------------|-------|----|------|-----|------|-----|------|-----|
| Code | 3709307601ENG | Date | 14/06/2022 | Total | 74 | Prev | 683 | Next | 685 | Page | 684 |
| Machine | Robot S7 P3GS/PVS | | | | | | | | | | |

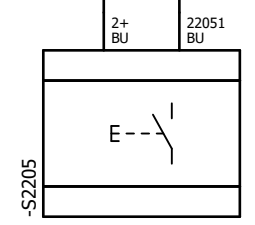
Internal targets



=+-X40.3



External targets



Manuale indietro
 Backward manual
 II

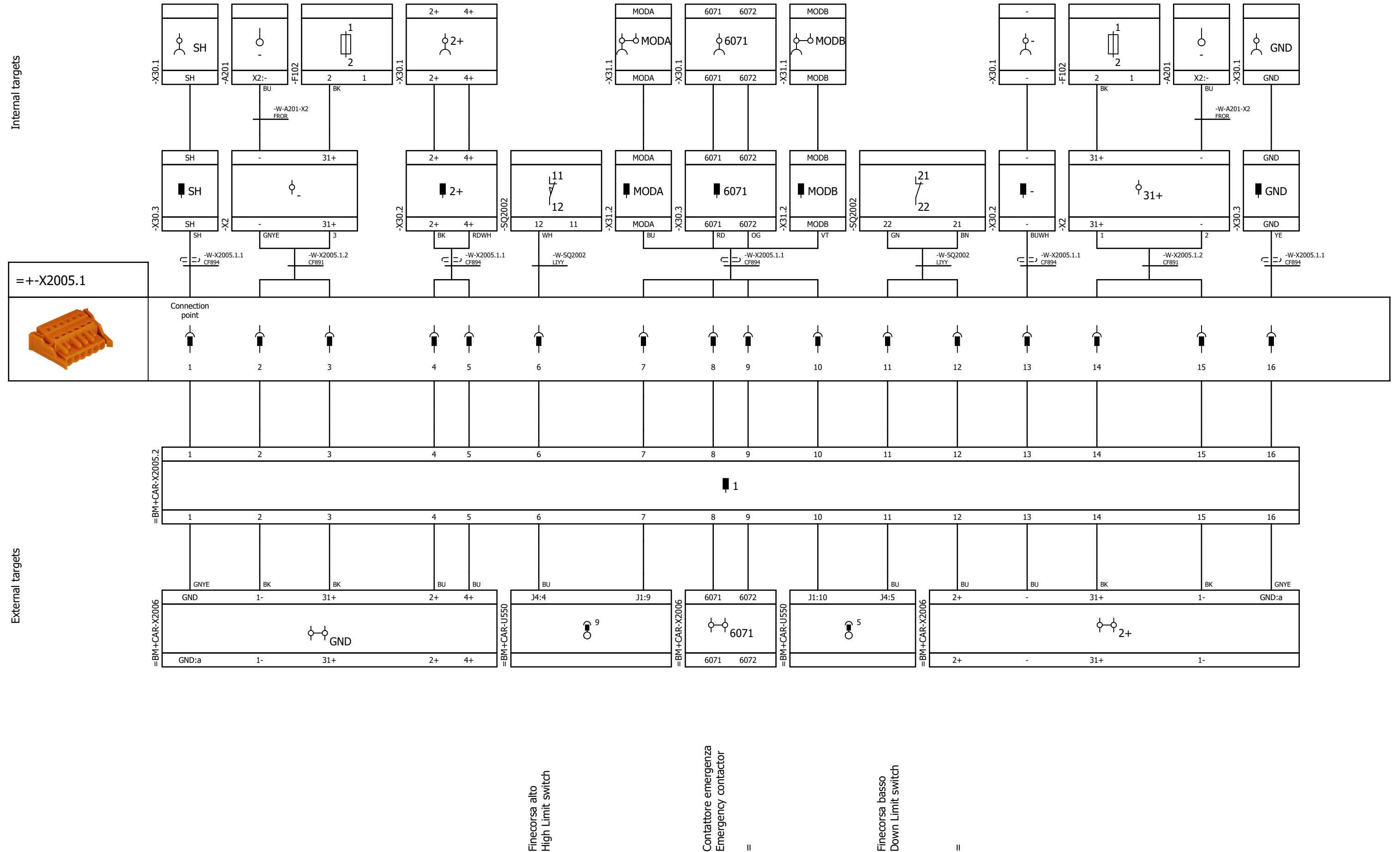


Description
 Schema allacciamento connettori =+-X40.3
 Pin-connection diagram =+-X40.3

| | | | | | | | | | | | |
|---------|-------------------|------|------------|-------|----|------|-----|------|-----|------|-----|
| Code | 3709307601ENG | Date | 14/06/2022 | Total | 74 | Prev | 684 | Next | 686 | Page | 685 |
| Machine | Robot S7 P3GS/PVS | | | | | | | | | | |

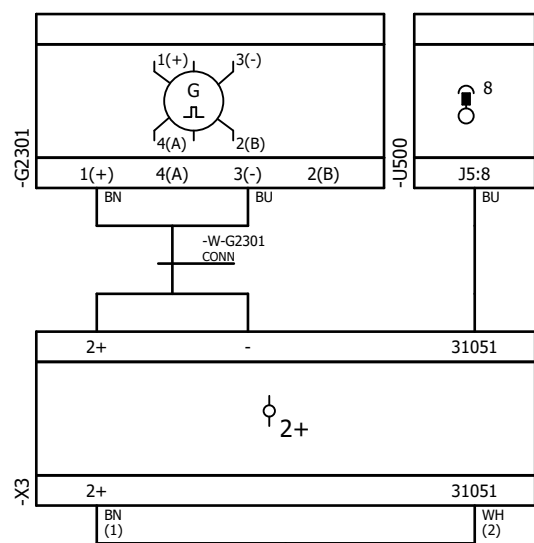
Connettore carrello

Carriage connector




Luce blu Blue light

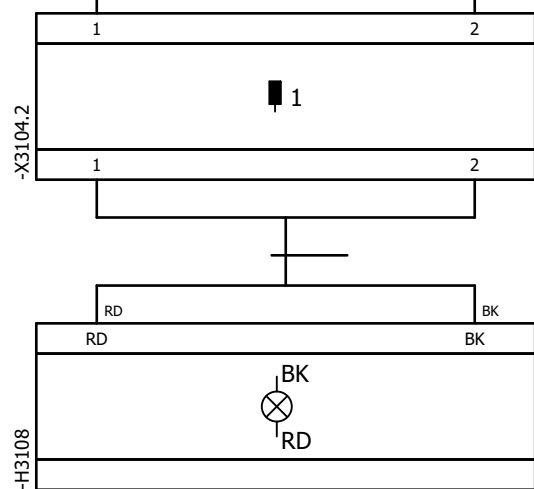
Internal targets



=+-X3104.1



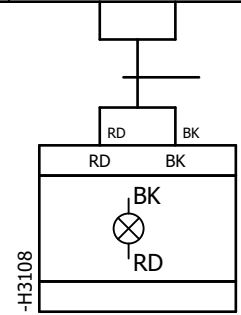



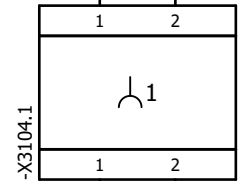
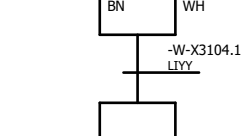
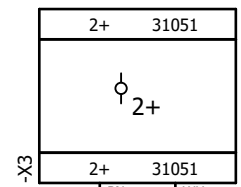
External targets



Luce blu
Blue light

Luce blu Blue light

Internal targets


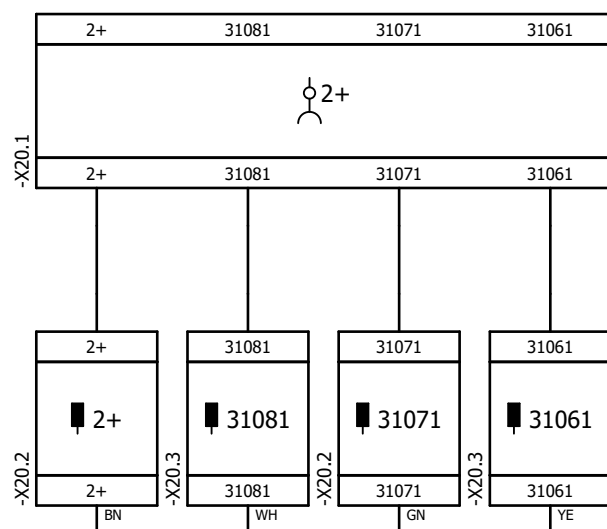


External targets

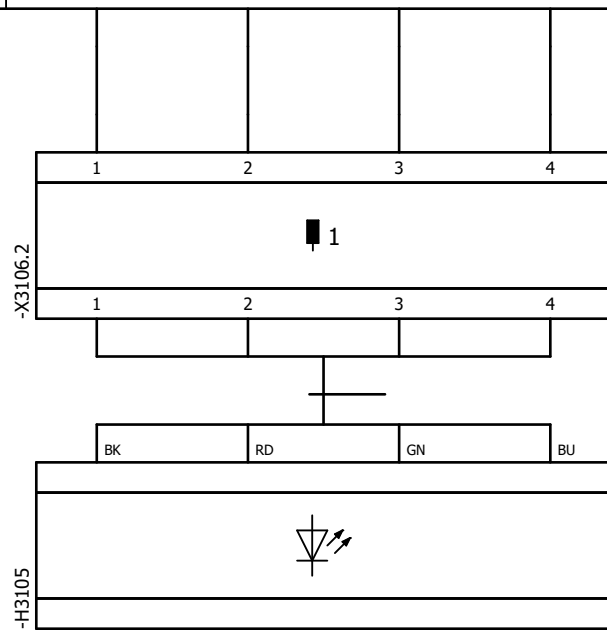
Luce blu
Blue light

Connettore led Strip led connector

Internal targets



External targets



Segnalatore ottico circolare
Round indicator light

|| || ||




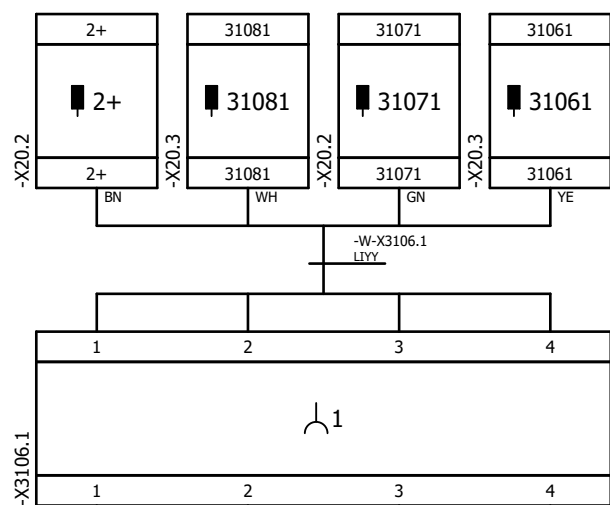
Description
Schema allacciamento connettori =+-X3106.1
Pin-connection diagram =+-X3106.1

| | | | | | | | | | | | |
|---------|-------------------|------|------------|-------|----|------|-----|------|-----|------|-----|
| Code | 3709307601ENG | Date | 14/06/2022 | Total | 74 | Prev | 688 | Next | 690 | Page | 689 |
| Machine | Robot S7 P3GS/PVS | | | | | | | | | | |

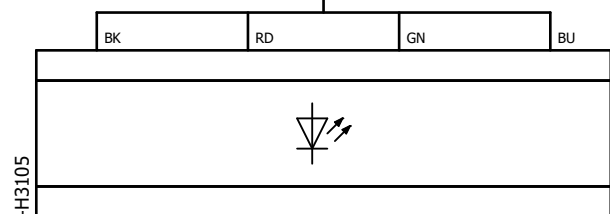
Connettore led

Strip led connector

Internal targets



External targets



Segnalatore ottico circolare
Round indicator light


|| || ||



Description
Schema allacciamento connettori =+-X3106.2
Pin-connection diagram =+-X3106.2

| | | | | | | | | | | | |
|---------|-------------------|------|------------|-------|----|------|-----|------|-----|------|-----|
| Code | 3709307601ENG | Date | 14/06/2022 | Total | 74 | Prev | 689 | Next | 691 | Page | 690 |
| Machine | Robot S7 P3GS/PVS | | | | | | | | | | |

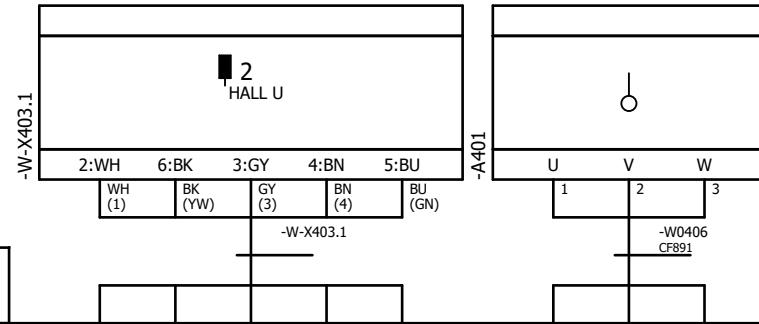
Internal targets



External targets

Cordonatore Roping device

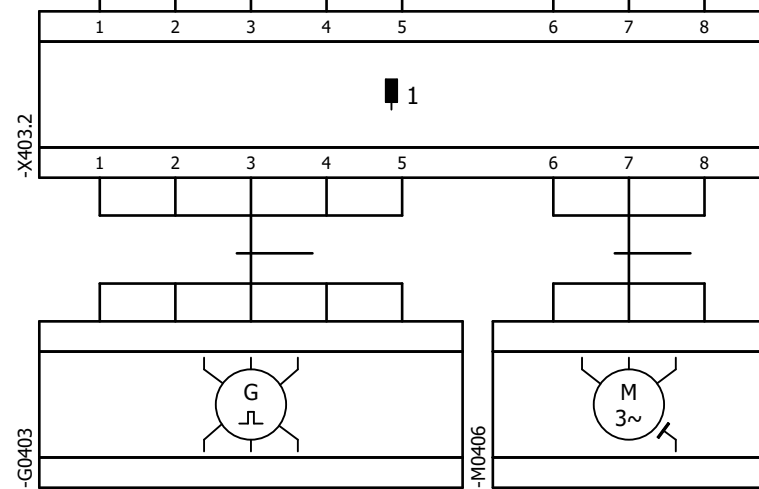
Internal targets



=BM+CAR-X403.1



External targets



Motore cordonatore
Rope device motor
II

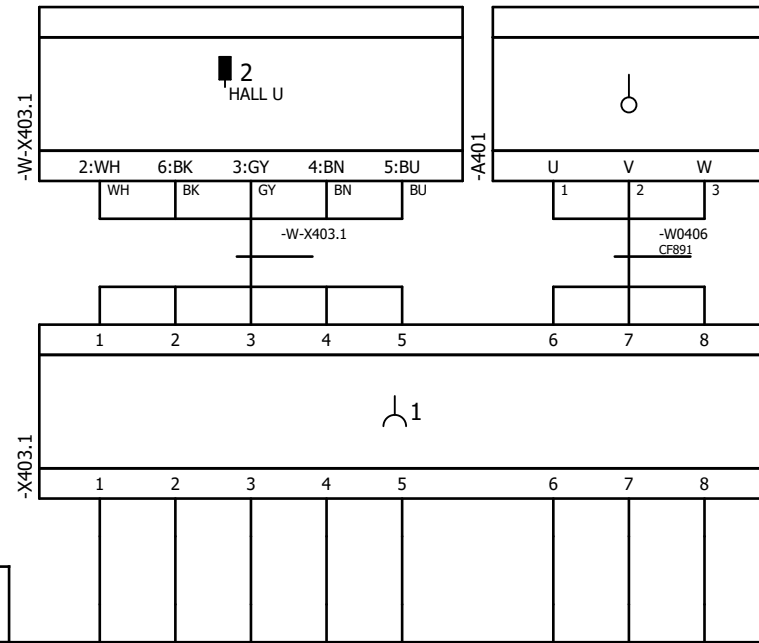


Description
Schema allacciamento connettori =BM+CAR-X403.1
Pin-connection diagram =BM+CAR-X403.1


| | | | | | | | | | | | |
|---------|-------------------|------|------------|-------|----|------|-----|------|-----|------|-----|
| Code | 3709307601ENG | Date | 14/06/2022 | Total | 74 | Prev | 691 | Next | 693 | Page | 692 |
| Machine | Robot S7 P3GS/PVS | | | | | | | | | | |

Cordonatore Roping device

Internal targets



=BM+CAR-X403.2



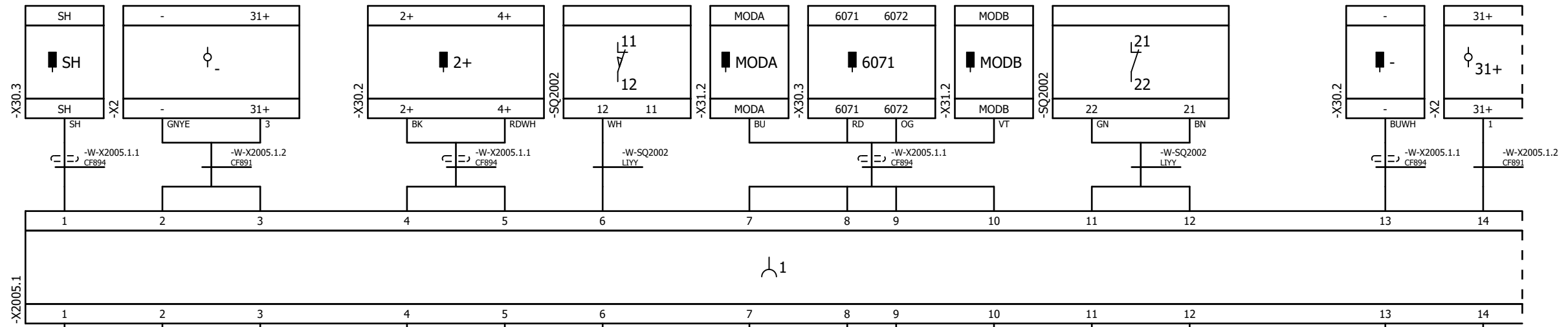
External targets

Motore cordonatore
Rope device motor
II

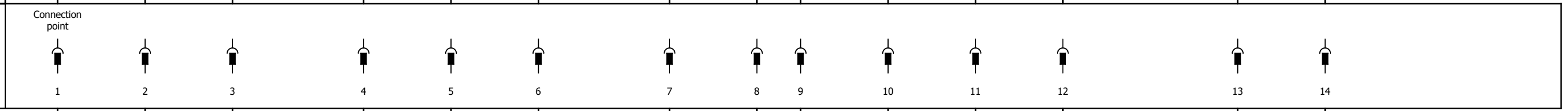
Connettore carrello

Carriage connector

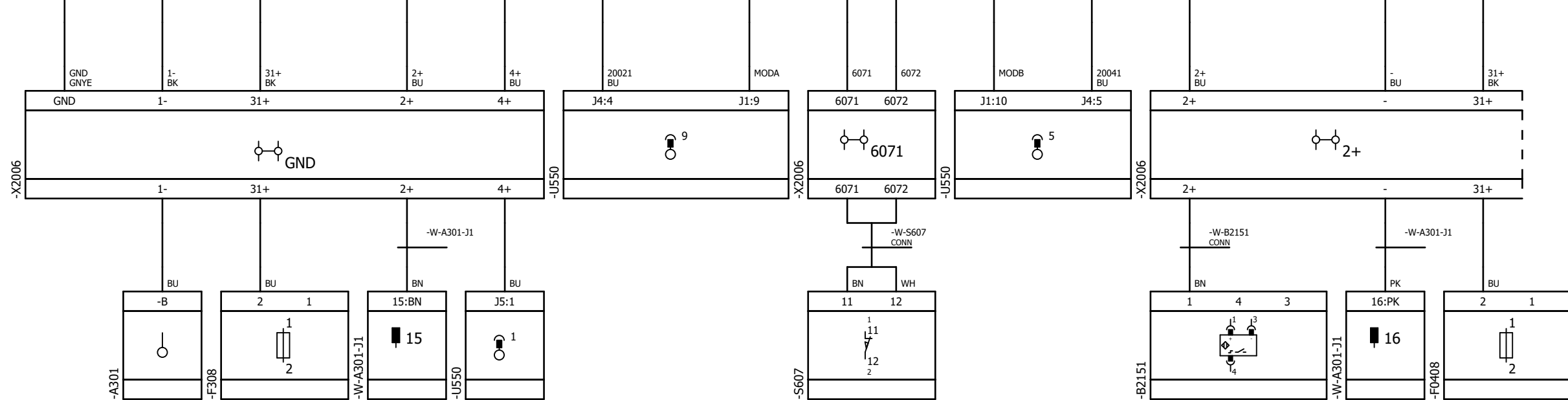
Internal targets



=BM+CAR-X2005.2



External targets



Finecorsa alto
High Limit switch

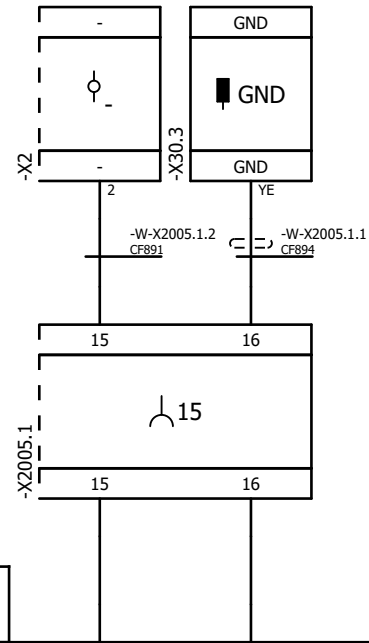
Contattore emergenza
Emergency contactor

Finecorsa basso
Down Limit switch

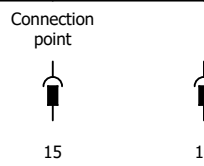
Connettore carrello

Carriage connector

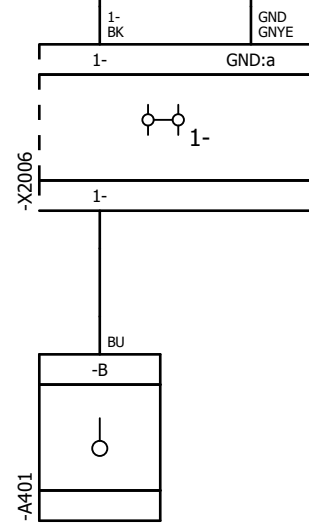
Internal targets



=BM+CAR-X2005.2



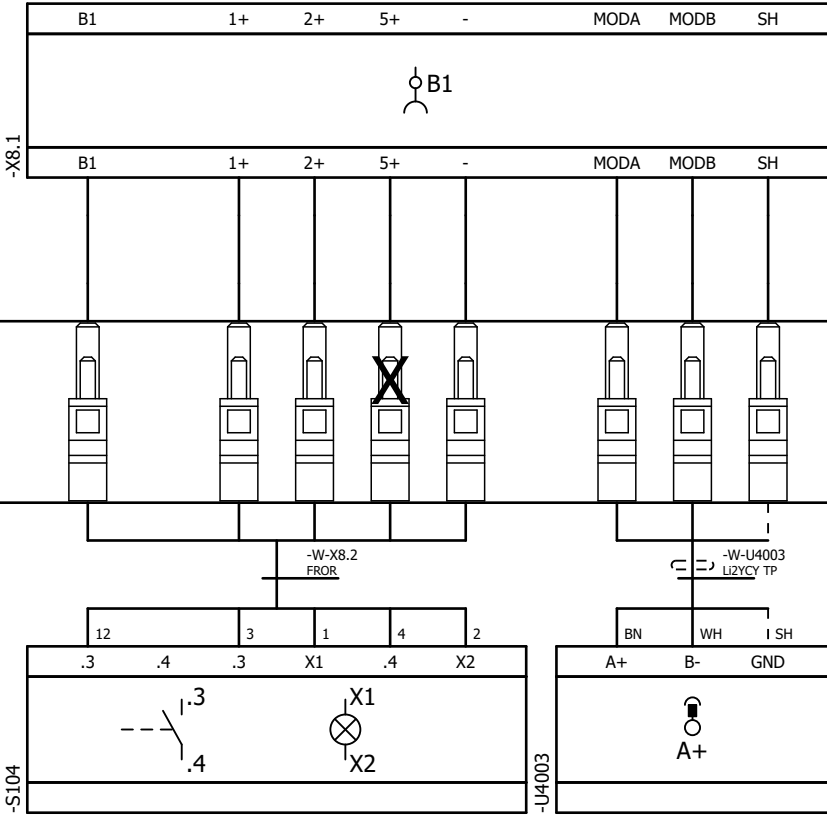

External targets



Connettore pannello comandi

Control panel connector

Internal targets



External targets

Batteria
Battery

Batteria
Battery

||

||

||

Description

Schema allacciamento connettori =+-X8.2

Pin-connection diagram =+-X8.2

| | | | | | | | | | | | |
|---------|-------------------|------|------------|-------|----|------|-------|------|-----|------|-----|
| Code | 3709307601ENG | Date | 14/06/2022 | Total | 74 | Prev | 694.a | Next | 696 | Page | 695 |
| Machine | Robot S7 P3GS/PVS | | | | | | | | | | |



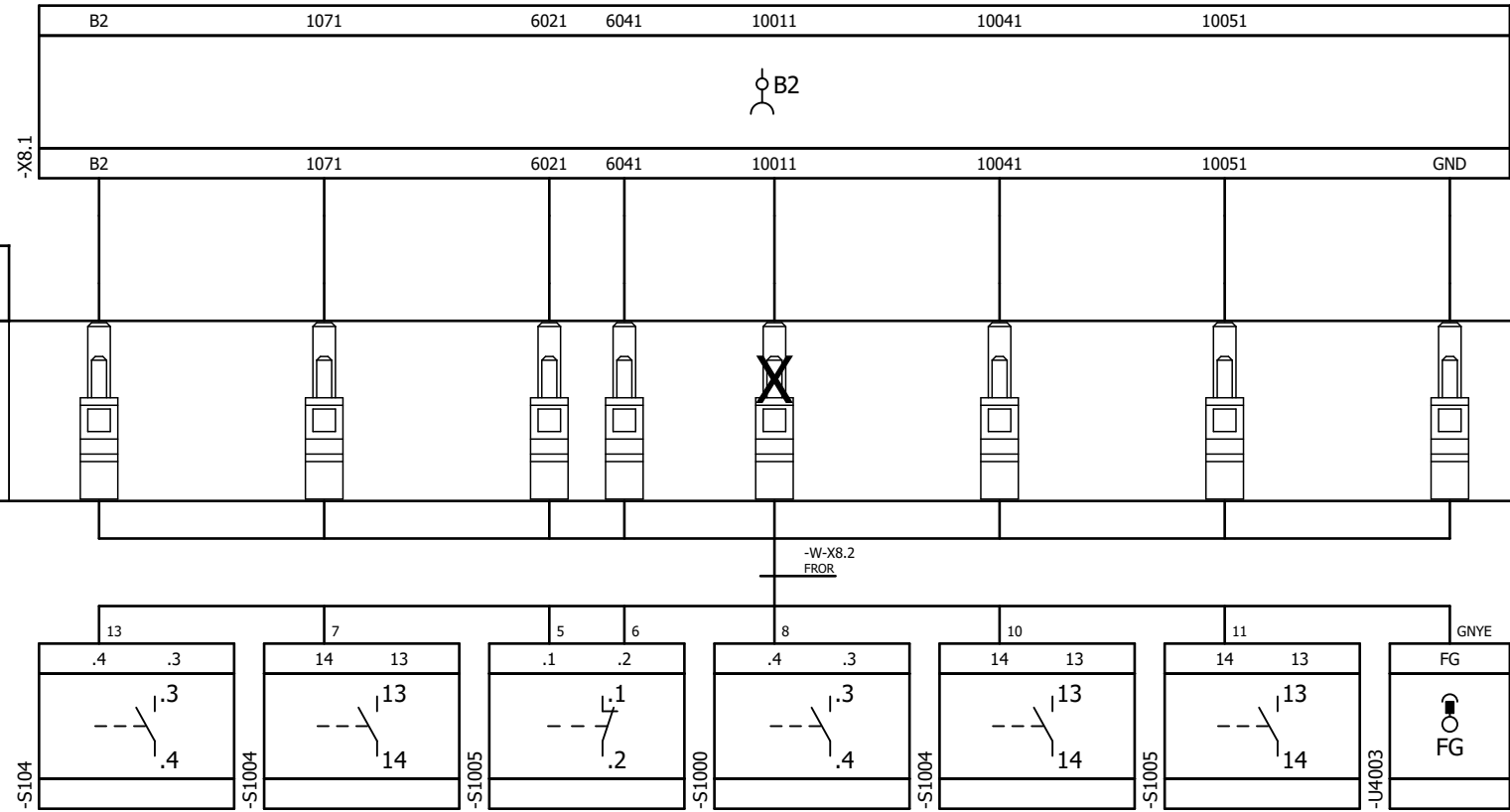
Connettore pannello comandi

Control panel connector

Internal targets

=+-X8.3

External targets



Batteria
Battery

Relè di sicurezza
Safety relay

Emergenza
Emergency stop

Start
Start

RESET
Reset

Fungo emergenza
Emergency mushroom

Batteria
Battery

Description

Schema allacciamento connettori =+-X8.3
Pin-connection diagram =+-X8.3

Code

3709307601ENG

Date

14/06/2022

Total

74

Prev

695

Next

697

Page

696

Machine

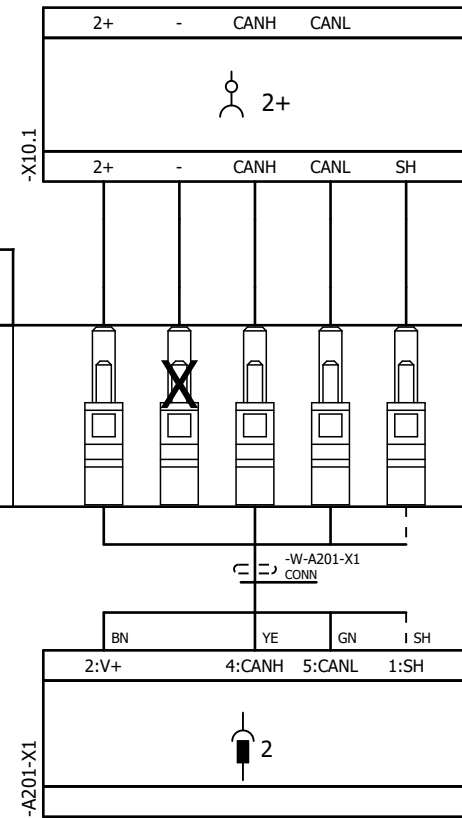
Robot S7 P3GS/PVS

Connettore motore rotazione

Rotation motor connector

Internal targets

=+-X10.2



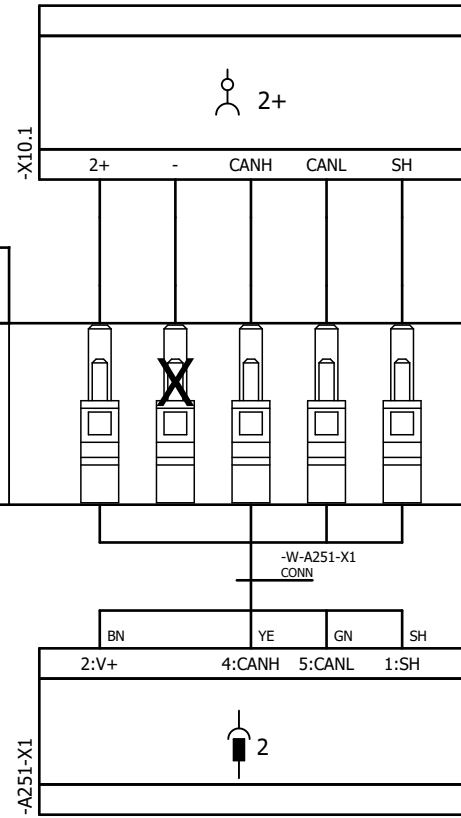
External targets

Connettore motore sollevamento

Lifting motor connector

Internal targets

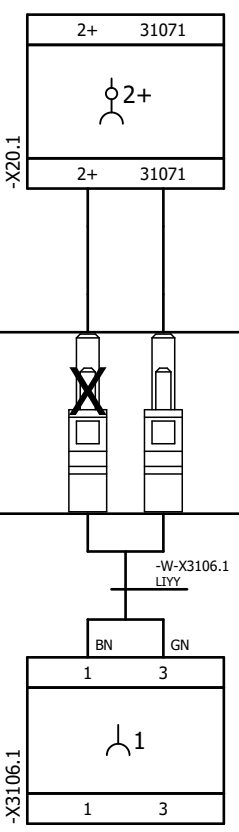

=+-X10.3



External targets

Connettore led Strip led connector

Internal targets



External targets


Segnalatore ottico circolare
Round indicator light



Description
Schema allacciamento connettori =+-X20.2
Pin-connection diagram =+-X20.2

| | | | | | | | | | | | |
|---------|-------------------|------|------------|-------|----|------|-----|------|-----|------|-----|
| Code | 3709307601ENG | Date | 14/06/2022 | Total | 74 | Prev | 698 | Next | 700 | Page | 699 |
| Machine | Robot S7 P3GS/PVS | | | | | | | | | | |

Internal targets



External targets

Segnalatore ottico circolare
Round indicator light
II



Description
Schema allacciamento connettori =+-X20.3
Pin-connection diagram =+-X20.3

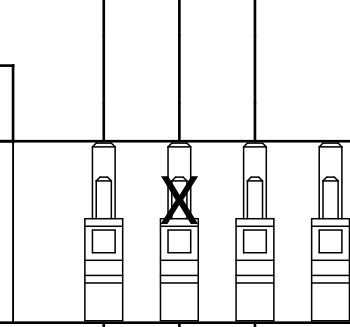
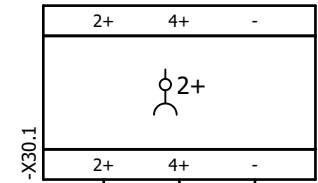
| | | | | | | | | | | | |
|---------|-------------------|------|------------|-------|----|------|-----|------|-----|------|-----|
| Code | 3709307601ENG | Date | 14/06/2022 | Total | 74 | Prev | 699 | Next | 701 | Page | 700 |
| Machine | Robot S7 P3GS/PVS | | | | | | | | | | |

Connettore carrello

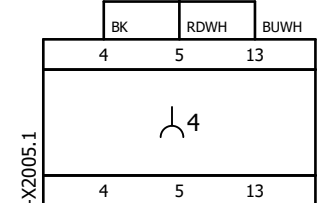
Carriage connector

Internal targets

=+-X30.2



-W-X2005.1.1
CF894



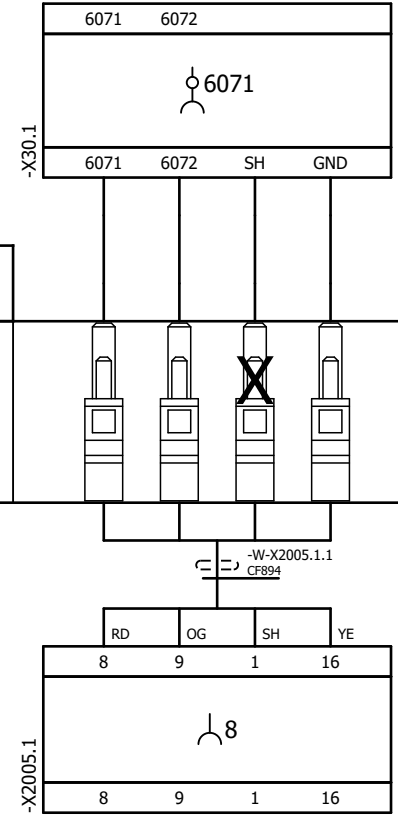
External targets

Connettore carrello

Carriage connector

Internal targets

=+-X30.3



External targets

Contattore emergenza
Emergency contactor

II




Description
Schema allacciamento connettori =+-X30.3
Pin-connection diagram =+-X30.3

| | | | | | | | | | | | |
|---------|-------------------|------|------------|-------|----|------|-----|------|-----|------|-----|
| Code | 3709307601ENG | Date | 14/06/2022 | Total | 74 | Prev | 701 | Next | 703 | Page | 702 |
| Machine | Robot S7 P3GS/PVS | | | | | | | | | | |

ModBus Modbus

Internal targets



External targets