



Via Fabrizio da Montebello, 81
47892 Gualdicciolo
Tel +378 0549 910511 Fax +378 0549 908549
Repubblica di San Marino

Modello Macchina
Machine Model
Maschine Modell
Modele de la Machine
Modelo Maquina

S6 PVS Rope device

Numero Matricola
Machine Serial Number
Maschine Kennummer
Numero de Matricule
Numero de Matricula

Tensione di alimentazione
Power Supply Voltage
Spannungsversorgung
Voltage electrique
Tension de Alimentacion

100-240V

50 Hz / 60 Hz

1 Ph + N

Potenza Installata
Installed Power
Installierte Leistung
Puissance installée
Potencia Instalada

0.5 kW

Corrente Assorbita
Absorbed Current
Stromaufnahme
Absorption Electrique
Absorcion

5 - 2 A

Codice Quadro Elettrico

7450305989

Indice Modifica

00

Numero Bolla

02381

Costruire secondo specifica tecnica 50.1.1
Controllare con scheda di collaudo

3709304897_PVS_Cina

Elaborato da

Brizi A.

Verificato da

Ingrosso D.

Approvato da

Laghi P.



Description

**Copertina
Cover sheet**

Code 3709304897

Date 15/04/2019

Total 41

Prev

Subs 2

Page

Machine S6 PVS Rope device

1

Sommario delle pagine

Table of contents

Impianto Higher-level function	Luogo di montaggio Mounting location	Pagina Page	Descrizione pagina Page description	Campo aggiuntivo delle pagine supplementary page field	Data Date	Elaboratore Edited by
		1	Copertina Cover sheet		15/04/2019	abrizi
		2	Sommario delle pagine : /1 - /18 Table of contents : /1 - /18		15/04/2019	abrizi
		2.1	Sommario delle pagine : /19 - /36 Table of contents : /19 - /36		15/04/2019	abrizi
		2.2	Sommario delle pagine : /37 - /43 Table of contents : /37 - /43		15/04/2019	abrizi
		4	Targhetta quadro elettrico Plate control cabinet		15/04/2019	abrizi
		5	Distinta articoli Parts list		15/04/2019	abrizi
		5.1	Distinta articoli Parts list		15/04/2019	abrizi
		10	Alimentazione Power supply		15/04/2019	abrizi
		11	Circuito di potenza Power circuit		15/04/2019	abrizi
		12	Circuito di potenza Power circuit		15/04/2019	abrizi
		13	Circuito di potenza Power circuit		15/04/2019	abrizi
		14	Circuito ausiliario Auxiliary circuit		15/04/2019	abrizi
		15	Circuito ausiliario Auxiliary circuit		15/04/2019	abrizi
		16	Circuito ausiliario Auxiliary circuit		15/04/2019	abrizi
		17	Circuito ausiliario Auxiliary circuit		15/04/2019	abrizi
		18	Circuito ausiliario Auxiliary circuit		15/04/2019	abrizi



Description

Sommario delle pagine : /1 - /18
Table of contents : /1 - /18

Code

3709304897

Date

15/04/2019

Total

41

Prev

1

Subs

2.1

Page

2

Machine

S6 PVS Rope device

Sommario delle pagine

Table of contents

Impianto Higher-level function	Luogo di montaggio Mounting location	Pagina Page	Descrizione pagina Page description	Campo aggiuntivo delle pagine supplementary page field	Data Date	Elaboratore Edited by
		19	Circuito ausiliario Auxiliary circuit		15/04/2019	abrizi
		20	Circuito ausiliario Auxiliary circuit		15/04/2019	abrizi
		21	Layout		15/04/2019	abrizi
		22	Layout		15/04/2019	abrizi
		23	Layout		15/04/2019	abrizi
		24	Layout		15/04/2019	abrizi
		25	Sommario cavi Cable overview		15/04/2019	abrizi
		26	Morsettiera di potenza Power terminal strip		15/04/2019	abrizi
		27	Morsettiera generale General terminal strip		15/04/2019	abrizi
		28	Morsettiera generale General terminal strip		15/04/2019	abrizi
		29	Morsettiera generale General terminal strip		15/04/2019	abrizi
		30	Morsettiera generale General terminal strip		15/04/2019	abrizi
		31	Morsettiera pulsantiera Push button terminalstrip		15/04/2019	abrizi
		32	Connettore batteria Battery connecotr		15/04/2019	abrizi
		33	Connettore batteria Battery connecotr		15/04/2019	abrizi
		34	Connettore carrello Carriage connector		15/04/2019	abrizi
		35	Connettore carrello Carriage connector		15/04/2019	abrizi
		36	Connettore lampeggiatore Lamp connector		15/04/2019	abrizi



Description

Sommario delle pagine : /19 - /36
Table of contents : /19 - /36

Code

3709304897

Date

15/04/2019

Total
41

Prev
2

Subs
2.2

Page

2.1

Machine

S6 PVS Rope device

Sommario delle pagine


Table of contents

Impianto Higher-level function	Luogo di montaggio Mounting location	Pagina Page	Descrizione pagina Page description	Campo aggiuntivo delle pagine supplementary page field	Data Date	Elaboratore Edited by
		37	Connettore lampeggiatore Lamp connector		15/04/2019	abrizi
		38	Connettore motore carrello Carriage motors connector		15/04/2019	abrizi
		39	Connettore motore carrello Carriage motors connector		15/04/2019	abrizi
		40	Connettore pulsantiera Push-button connector		15/04/2019	abrizi
		41	Connettore pulsanti timone Tiller buttons connector		15/04/2019	abrizi
		42	Connettore pulsanti timone Tiller buttons connector		15/04/2019	abrizi
		43			15/04/2019	abrizi



Description

Sommario delle pagine : /37 - /43
Table of contents : /37 - /43

		S/N	7450305989	
		Mod.	S6 PVS Rope device	
		w.d.		
N.		Ref.		 Kg
Un		V	Ph	1 Ph + N
			f	50 Hz Hz
In		A	Ik	10 Ka
Data			By	



Description

Targhetta quadro elettrico
Plate control cabinet

Code

3709304897

Date

15/04/2019

Total

41

Prev

2.2

Subs

5

Page

4

Distinta articoli

Parts list

F01_ART_0000

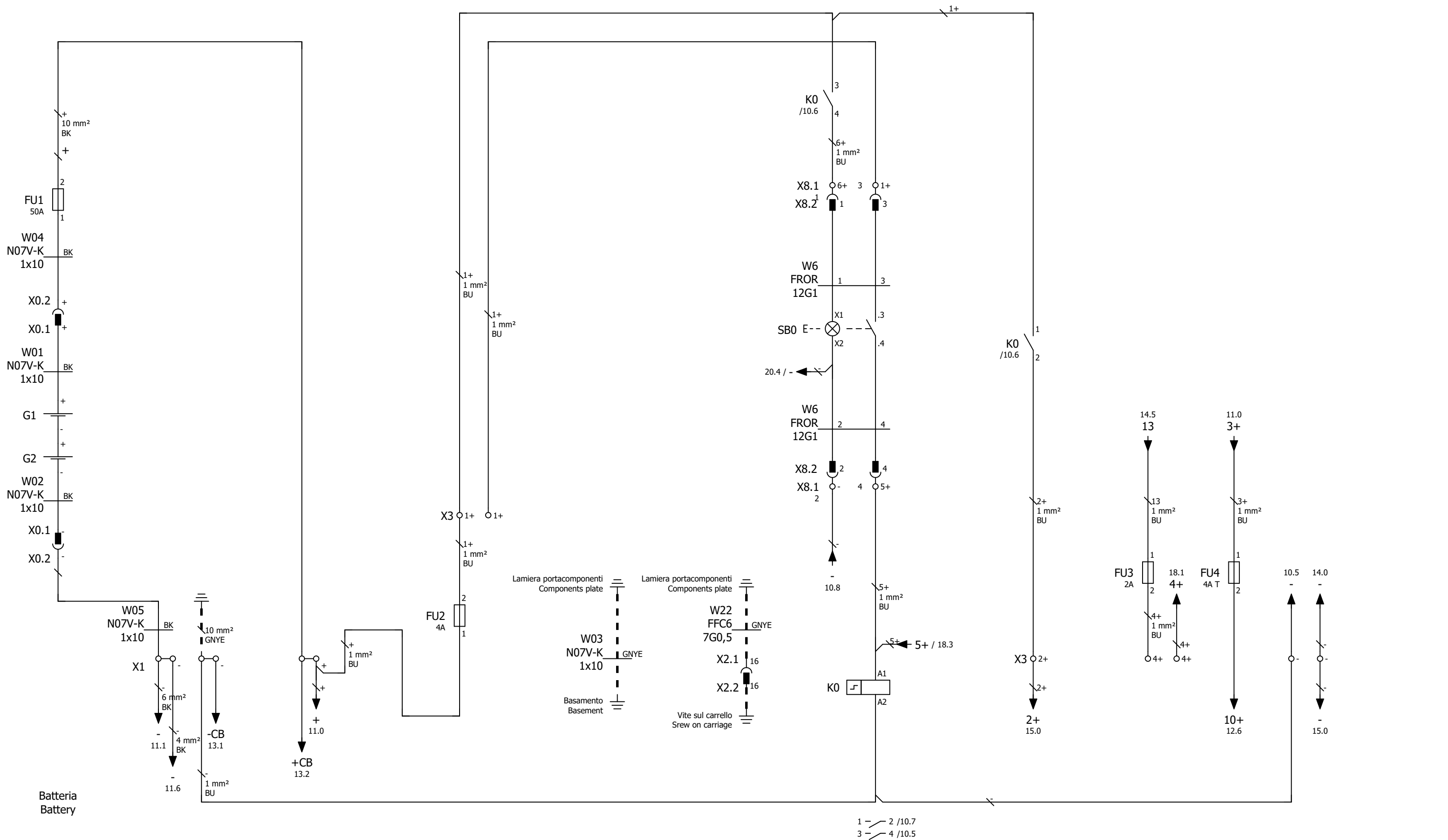
SEF	Designazione Designation	Numero tipo Type number	Produttore Manufacturer	Quantità Quantity	Codice Code	Pagina Page
-X0.2	Connettore 2P 50A Connector 2P 50A	6331G1-BK	Anderson Power Products	1	00L0026523A	/10.0
-X0.1	Connettore 2P 50A Connector 2P 50A	6331G1-BK	Anderson Power Products	1	00L0026523A	/10.0
-X0.1	Maniglia Handle	995G50-BK	Anderson Power Products	1	00L0026524C	/10.0
-FU1	Fusibile Cilindrico 14x51 GG 50A 500VAC Cylindrical Fuse 14x51 GG 50A 500VAC	14x51 GG 50A 500VAC		1	0001304227B	/10.0
-FU1	Base per fusibile 14 X 51 Base for fuse 14 X 51	14X51 1P		1	0001352426C	/10.0
-FU2	Fusibile Cilindrico 5x20 4A Ritardato Cylindrical Fuse 5x20 4A T	5x20 RIT 4A 500VAC		1	0001304080H	/10.3
-FU2	Morsetto portafusibile Terminal block for fuse	2002-1611	WAGO	1	00L0074329H	/10.3
-SB0	Pulsanti luminosi, piatto, bianco, ad impulso,simbolo accensione Illuminated pushbutton actuator, flush, white, spring-return	M22-SIMB-ACC	Eaton Moeller	1	0001309709A	/10.5
-SB0	Supporto per contatti Fixing adapter	M22-A	Eaton Moeller	1	0001300700A	/10.5
-SB0	Elementi di contatto, 1NA, Fissaggio frontale, Cage clamp Contact element, 1N/O, Front fixing, Cage clamp	M22-CK10	Eaton Moeller	1	0001300024F	/10.5
-SB0	Elementi LED, bianco, Fissaggio frontale, Cage clamp LED element, white, Front fixing, Cage clamp	M22-CLED-W	Eaton Moeller	1	0001300926A	/10.5
-K0	Relé ad impulso, 2contatti NO 16A,24Vdc Modular step relay, double phase switch 2 NO (DPST-NO) - DC - 24 V - AgNi	20.22.9.024.0000	Finder	1	0001304323E	/10.6
-FU3	Fusibile Cilindrico 5x20 2A Rapido Cylindrical Fuse 5x20 2A Fast	5x20 RAP 2A 250VAC		1	0001304031	/10.7
-FU3	Morsetto portafusibile Terminal block for fuse	2002-1611	WAGO	1	00L0074329H	/10.7
-FU4	Fusibile Cilindrico Ceramico 5x20 4A Ritardato Cylindrical Fuse 5x20 4A T	5x20 CERAMICO RIT 4A 250VAC		1	00L0298256	/10.8
-FU4	Morsetto portafusibile Terminal block for fuse	2002-1611	WAGO	1	00L0074329H	/10.8
-U1	Scheda Card	S6-ROBOT	Robopac	1	1430300180	/11.0
-U3	Scheda Card	PRESTIRO 2M ROBOT S6	Robopac	1	1430300181	/11.5
-U12	Scheda Card	DCM01ROB SW104	Robopac	1	1430300295	/12.0
-W-SQ13	Cavo M12 4Poli Fem 5,0m M12 Cable 4P Fem 5,0m	M12 4P FEM 5,0M		1	0001313474	/12.0
-SQ13	Finecorsa Limit switch	FF-4815-KSM	Pizzato	1	0001309289H	/12.0
-W-SQ12	Cavo M12 4Poli Fem 5,0m M12 Cable 4P Fem 5,0m	M12 4P FEM 5,0M		1	0001313474	/12.2
-SQ12	Finecorsa Limit switch	FF-4815-KSM	Pizzato	1	0001309289H	/12.2
-W-B2	Cavo M12 4Poli Fem 5,0m M12 Cable 4P Fem 5,0m	M12 4P FEM 5,0M		1	0001313474	/12.4
-B2	Sensore induttivo, M12 PNP NO Proximity switch, M12 PNP NO	AM6/AP-2H	Microdetectors	1	0202300001	/12.4
-SB1	Pulsanti per arresto d'emergenza, Sblocco a rotazione Emergency-Stop actuator, non-illuminated , turn to release	ZB4-BS844	Schneider Electric	1	0001309191L	/14.3
-SB1	Supporto per contatti Fixing adapter	ZB4-BZ009	Schneider Electric	1	0001309192B	/14.3
-SB1	Elementi di contatto, 1NA, Fissaggio frontale, A vite Contact element, 1N/O, Front fixing, Screw connection	ZBE101	Schneider Electric	1	0001309165E	/14.3
-SB1	Elementi di contatto, 1NC, Fissaggio frontale, A vite Contact element, 1N/C, Front fixing, Screw connection	ZBE-102	Schneider Electric	1	0001309166G	/14.3
-SB2	Pulsante, piatto, blu, ad impulso, simbolo Reset Pushbutton actuator, flush, blue, spring return, Reset symbol	M22-D-B SIMB-RESET	Eaton Moeller	1	0001309708H	/14.6
-SB2	Supporto per contatti Fixing adapter	M22-A	Eaton Moeller	1	0001300700A	/14.6
-SB2	Elementi di contatto, 1NA, Fissaggio frontale, Cage clamp Contact element, 1N/O, Front fixing, Cage clamp	M22-CK10	Eaton Moeller	2	0001300024F	/14.6
-K1	Contattore per trazione elettrica Contactor	ETL20PA2	Ravioli	1	0470300003	/14.8
-X2.1	Connettore femmina Female connector	231-316/037-000	WAGO	1	0001351462G	/15.8
-X2.2	Connettore maschio Male connector	231-646/019-000	WAGO	1	0001351460C	/15.8
-SB3	Pulsante, piatto, senza Capsule, ad impulso Pushbutton actuator, flush, without button plate, spring-return	M22-D-X	Eaton Moeller	1	0099000554E	/16.1
-SB3	Supporto per contatti Fixing adapter	M22-A	Eaton Moeller	1	0001300700A	/16.1
-SB3	Elementi di contatto, 1NA, Fissaggio frontale, Cage clamp Contact element, 1N/O, Front fixing, Cage clamp	M22-CK10	Eaton Moeller	1	0001300024F	/16.1



Description

Distinta articoli
Parts list

Code	3709304897	Date	15/04/2019	Total	41	Prev	4	Subs	5.1	Page	5
Machine	S6 PVS Rope device										



Description

Alimentazione
Power supply

Code 3709304897

Date 15/04/2019

Total 41

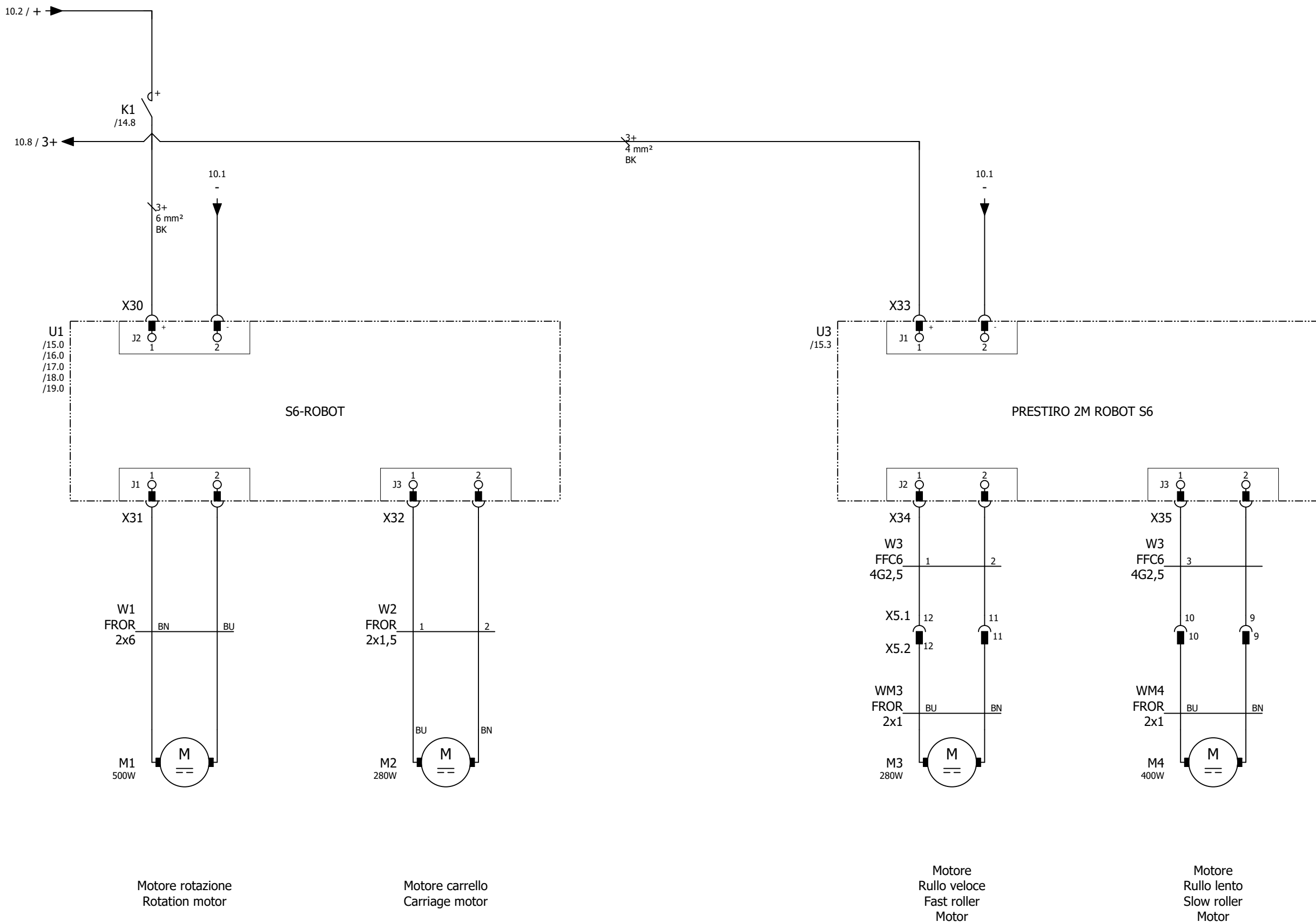
Prev 5.1

Subs 11

Page

Machine S6 PVS Rope device

10



Motore rotazione
Rotation motor

Motore carrello
Carriage motor

Motore
Rullo veloce
Fast roller
Motor

Motore
Rullo lento
Slow roller
Motor



Description

Circuito di potenza
Power circuit

Code 3709304897

Date 15/04/2019

Total 41

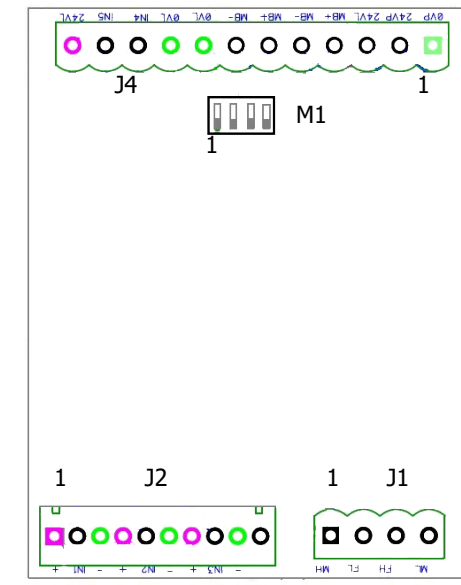
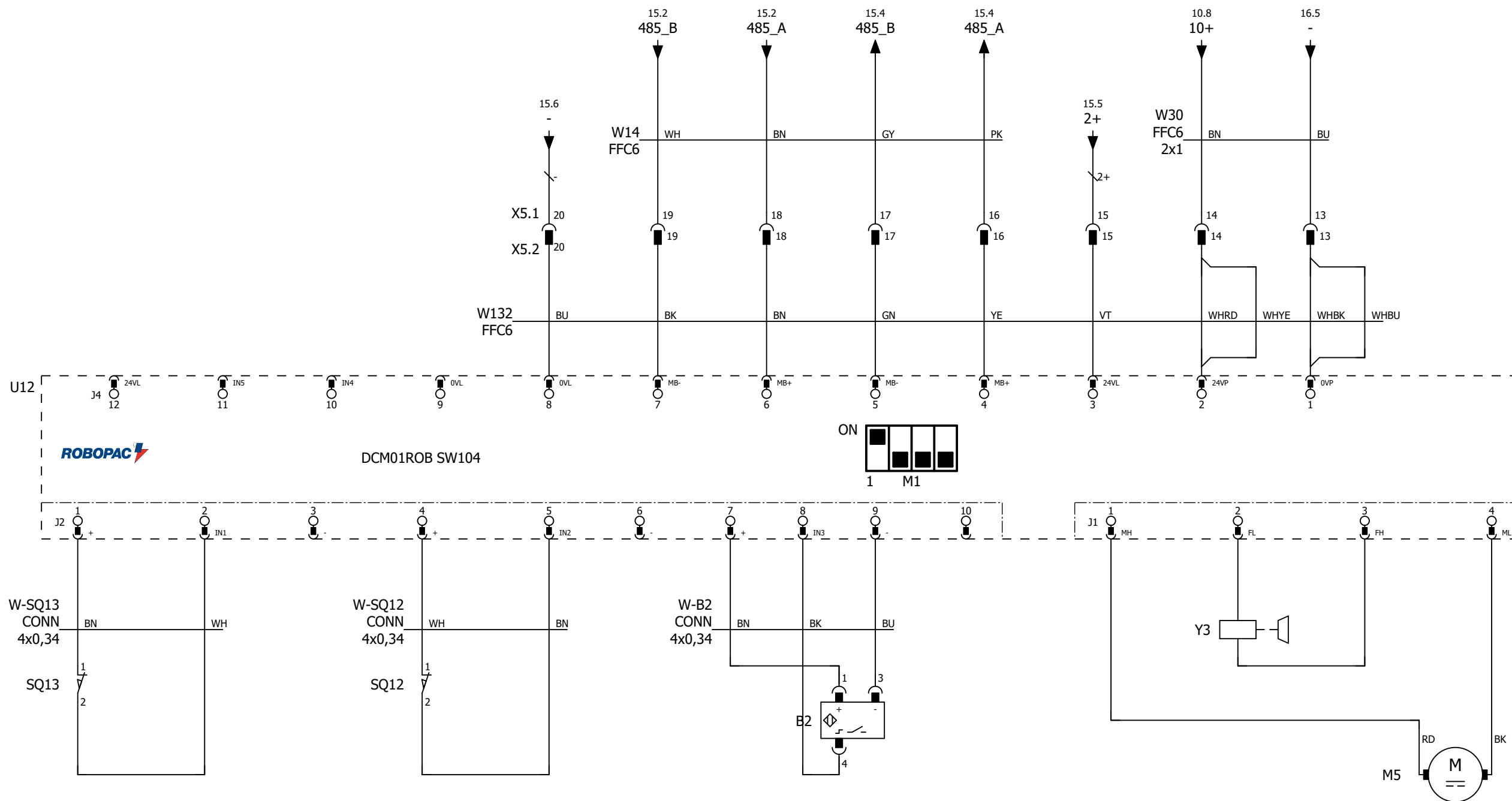
Prev 10

Subs 12

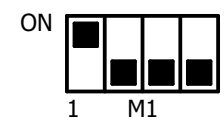
Page

Machine S6 PVS Rope device

11



DCM01ROB SW104



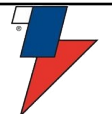
Cordonatore alto
High rope device

Cordonatore basso
Low rope device

Sensore ruota fonica cordonatore
Rope device sensor

Freno motore
cordonatore
Brake motor
rope device

Motore
cordonatore
Rope device
motor



Description

Circuito di potenza
Power circuit

Code 3709304897

Date 15/04/2019

Total 41

Prev 11

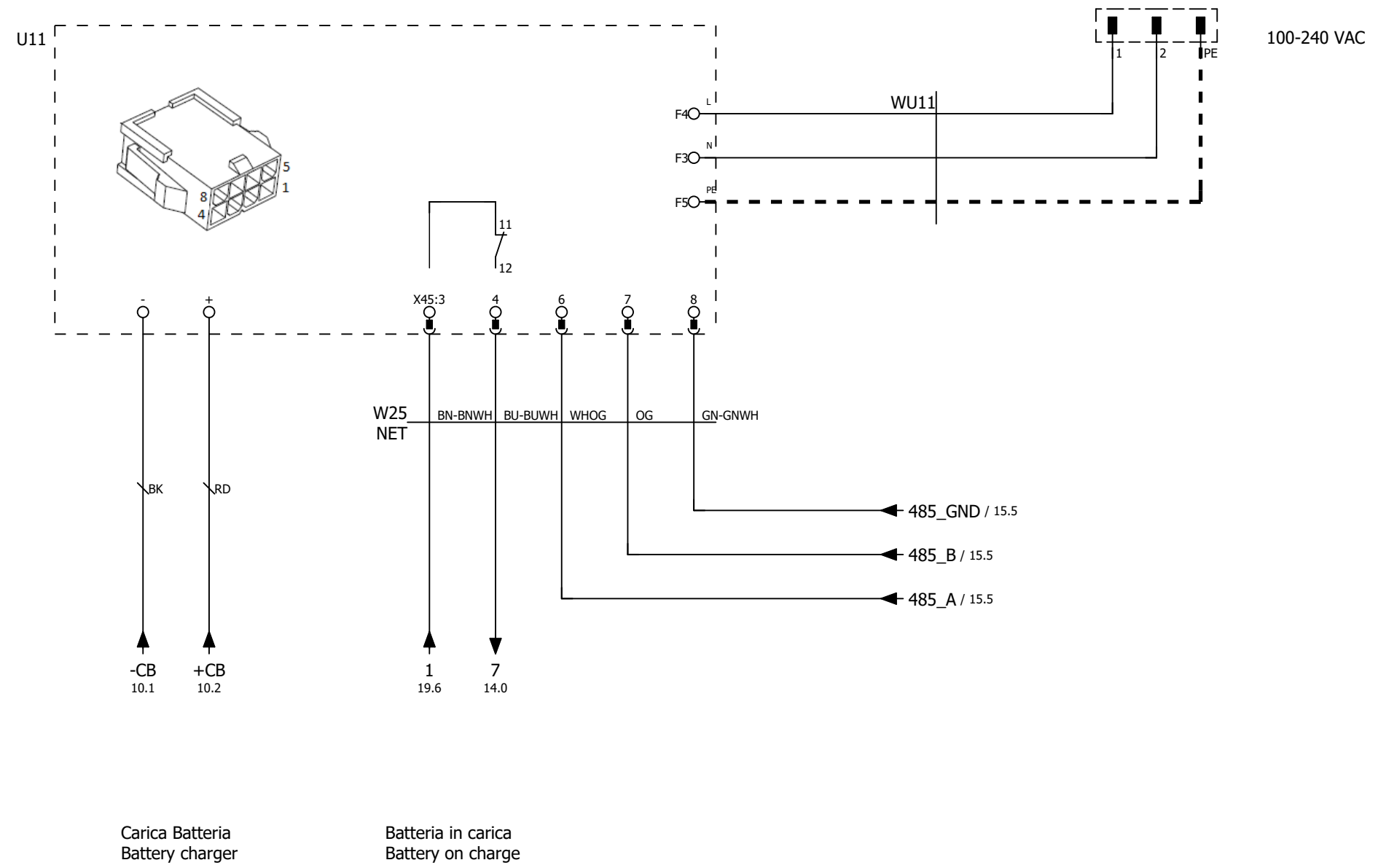
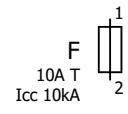
Subs 13

Page

Machine S6 PVS Rope device

12

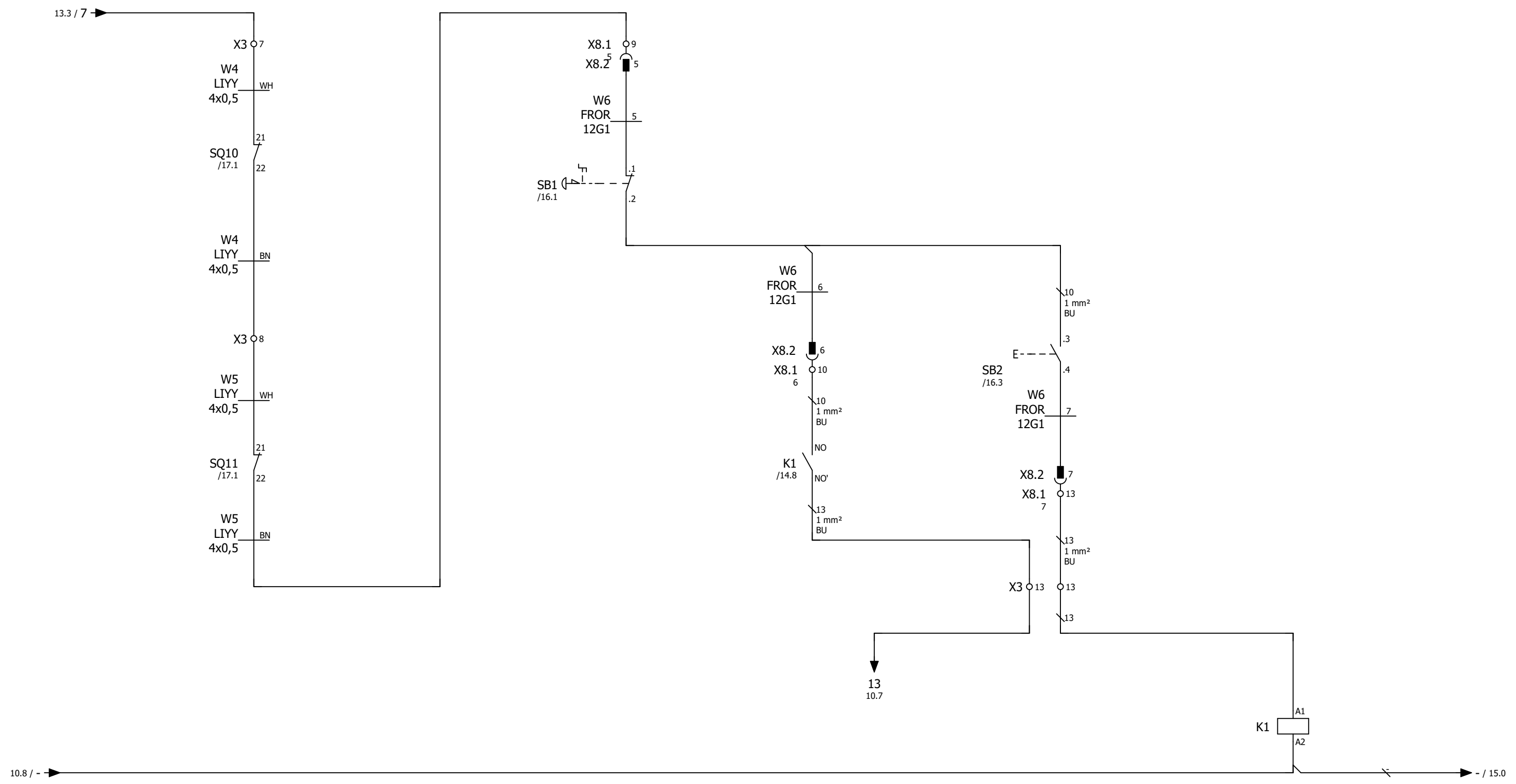
Fusibile per linea cliente
Fuse for customer's line



Carica Batteria
Battery charger

Batteria in carica
Battery on charge



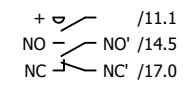


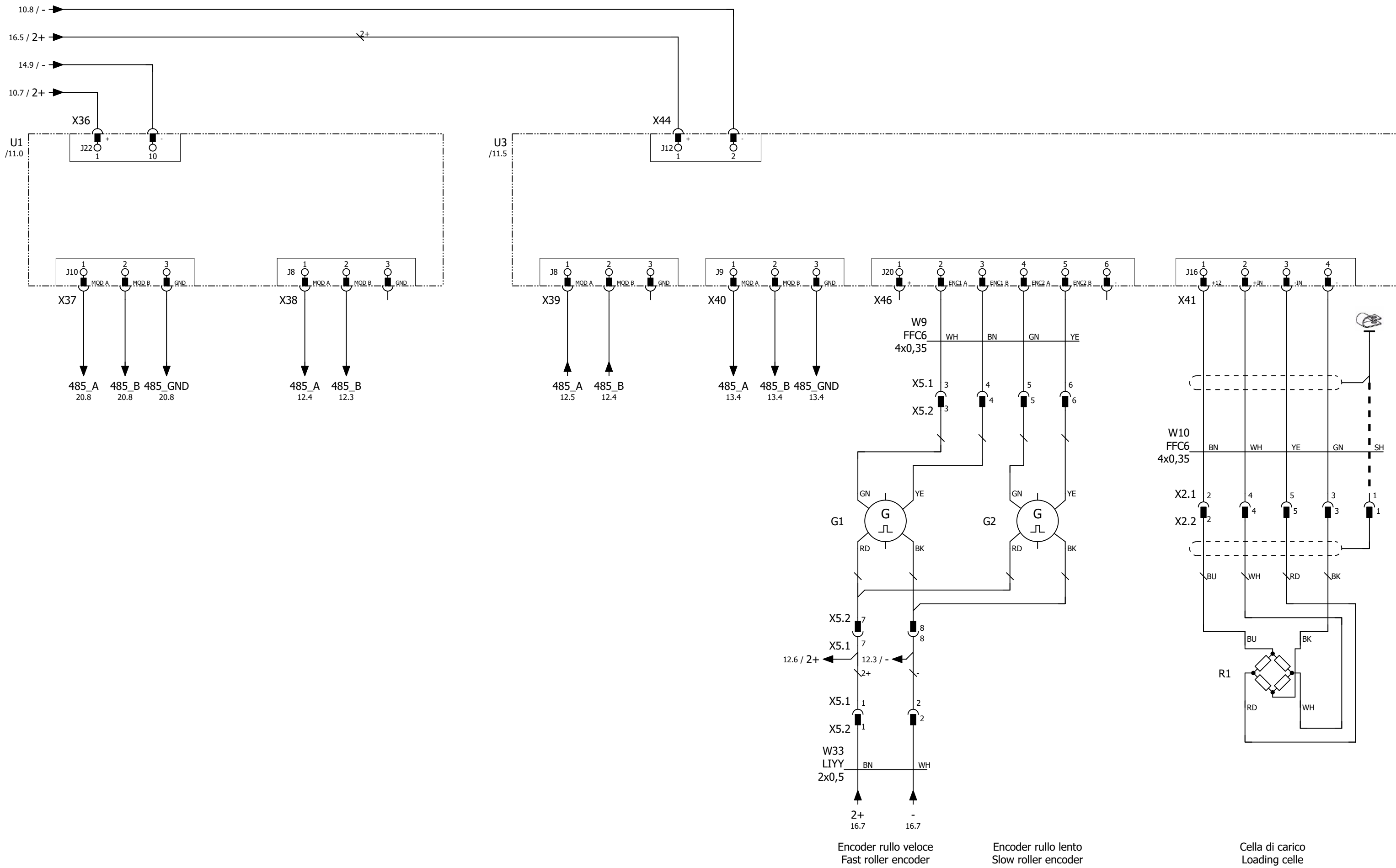
Emergenza paraurti
Schock-absorber emergency

Emergenza
Emergency stop

RESET
RESET

Contattore emergenza
Emergency contactor





Encoder rullo veloce
Fast roller encoder

Encoder rullo lento
Slow roller encoder

Cella di carico
Loading celle



Description

Circuito ausiliario
Auxiliary circuit

Code 3709304897

Date 15/04/2019

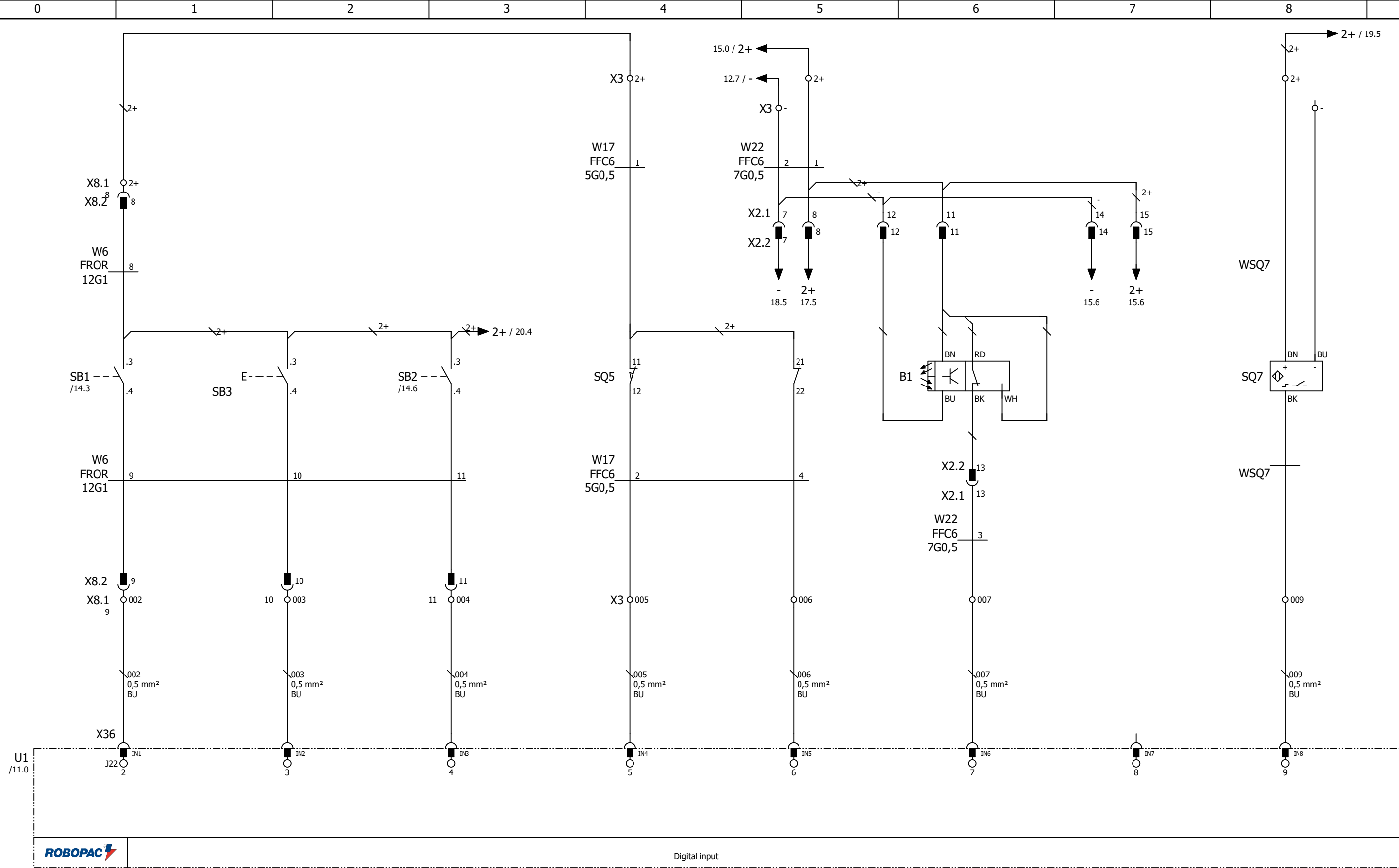
Total 41

Prev 14

Subs 16

Page

Machine S6 PVS Rope device



Digital input

Emergenza
Emergency stop

Start

RESET
RESET

Finecorsa alto
High Limit switch

Finecorsa basso
Down Limit switch

Fotocellula altezza prodotto
Height product photocelle

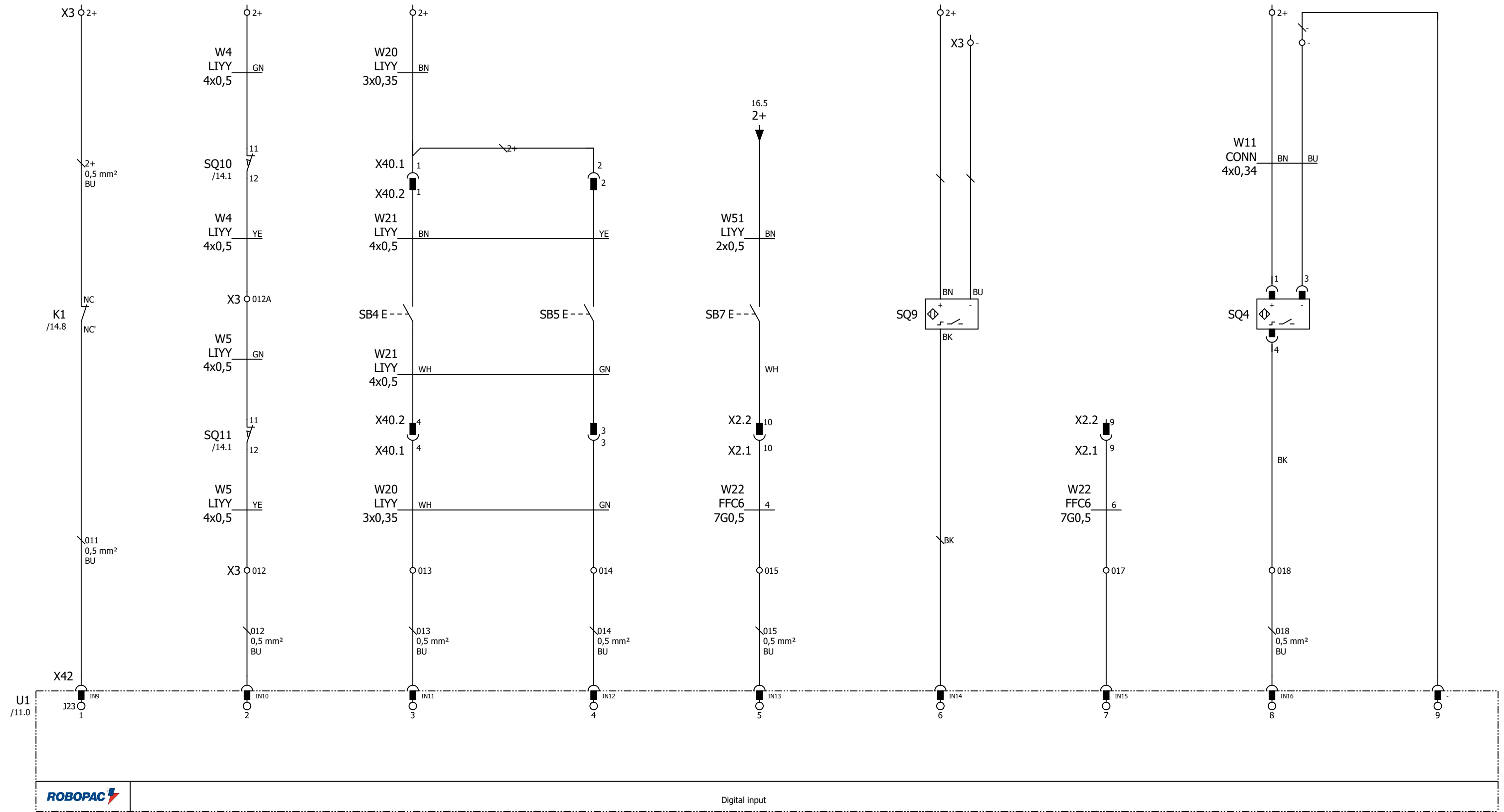
Contaspigoli
Corner counter



Description
Circuito ausiliario
Auxiliary circuit

Code 3709304897
Machine S6 PVS Rope device

Date 15/04/2019
Total 41
Prev 15
Subs 17
Page 16



Digital input

Retroazione emergenza
Emergency feedback

Emergenza paraurti
Schock-absorber emergency

Manuale avanti
Forward manual

Manuale indietro
Backward manual

Pulsante svolgimento film
Film unrolling button

Allarme timone
Tiller alarm

Scorta
Available

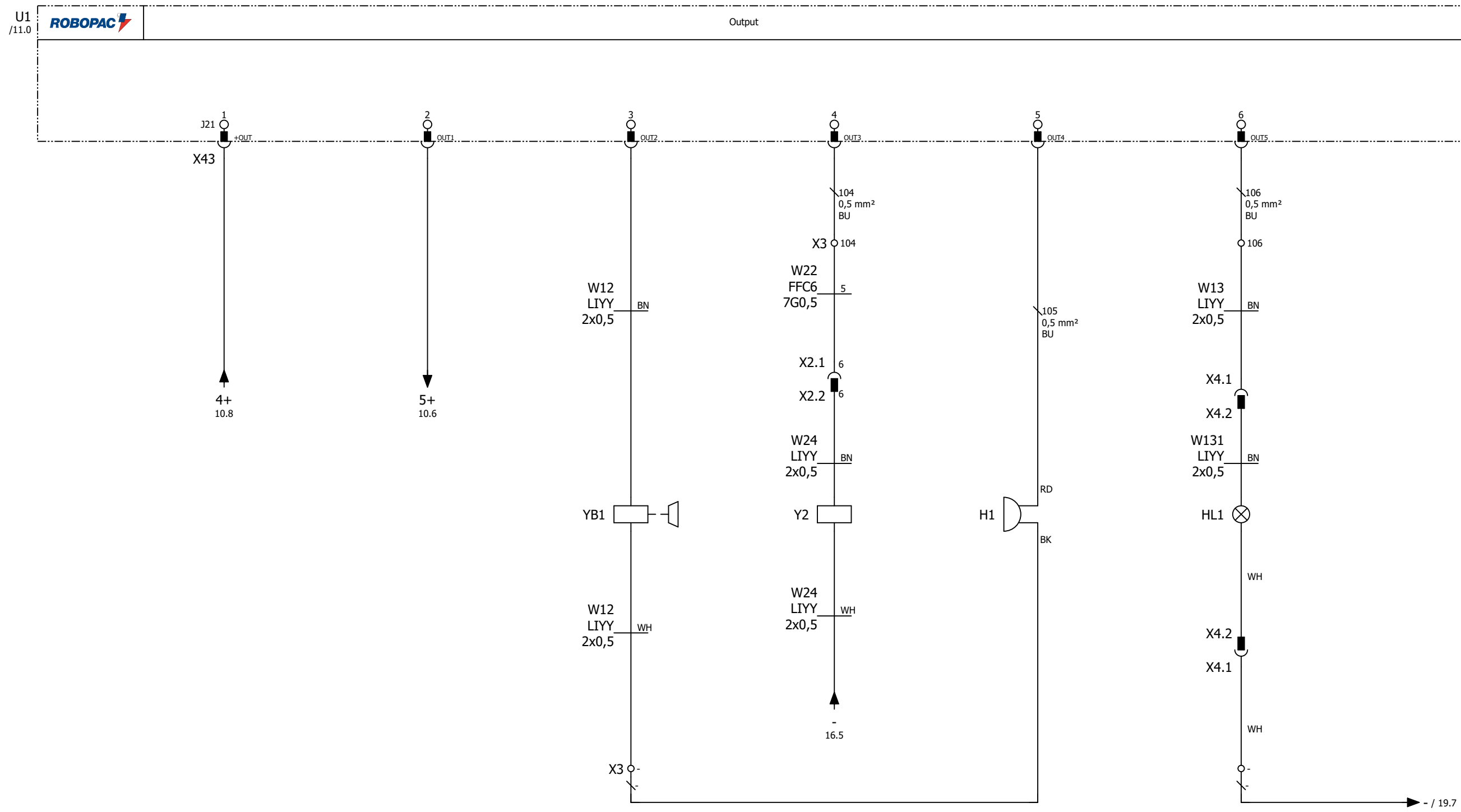
Sensore motore carrello
Carriage motor sensor



Description

Circuito ausiliario Auxiliary circuit

Code	3709304897	Date	15/04/2019	Total	41	Prev	16	Subs	18	Page	17
Machine	S6 PVS Rope device										



Alimentazione uscite
Output power supply

Uscita autospegnimento
Automatic turn-off
output

Freno rotazione
Rotation brake

Taglio film
Film cut
(Optional)

Sirena
Siren

Lampada
Lamp



Description

Circuito ausiliario
Auxiliary circuit

Code 3709304897

Date 15/04/2019

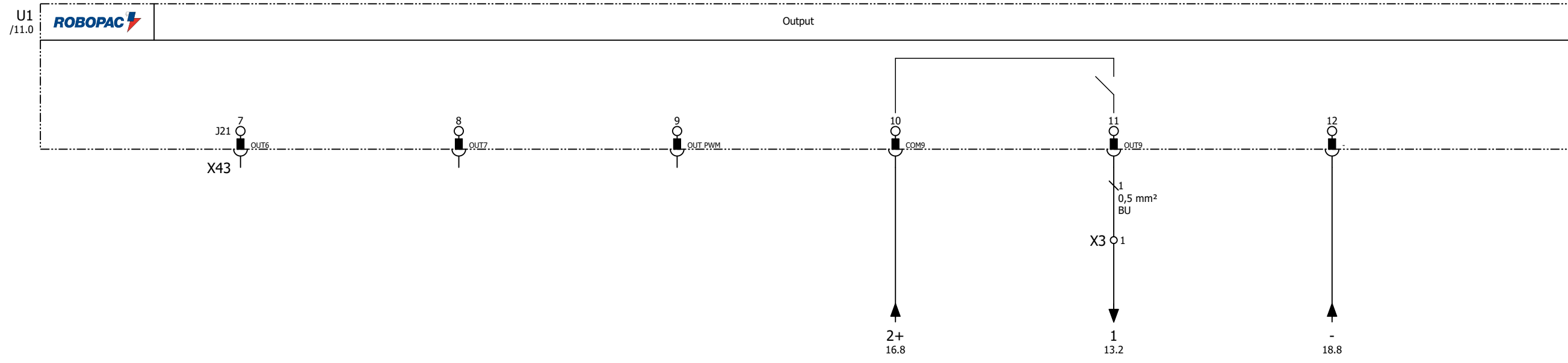
Total 41

Prev 17

Subs 19

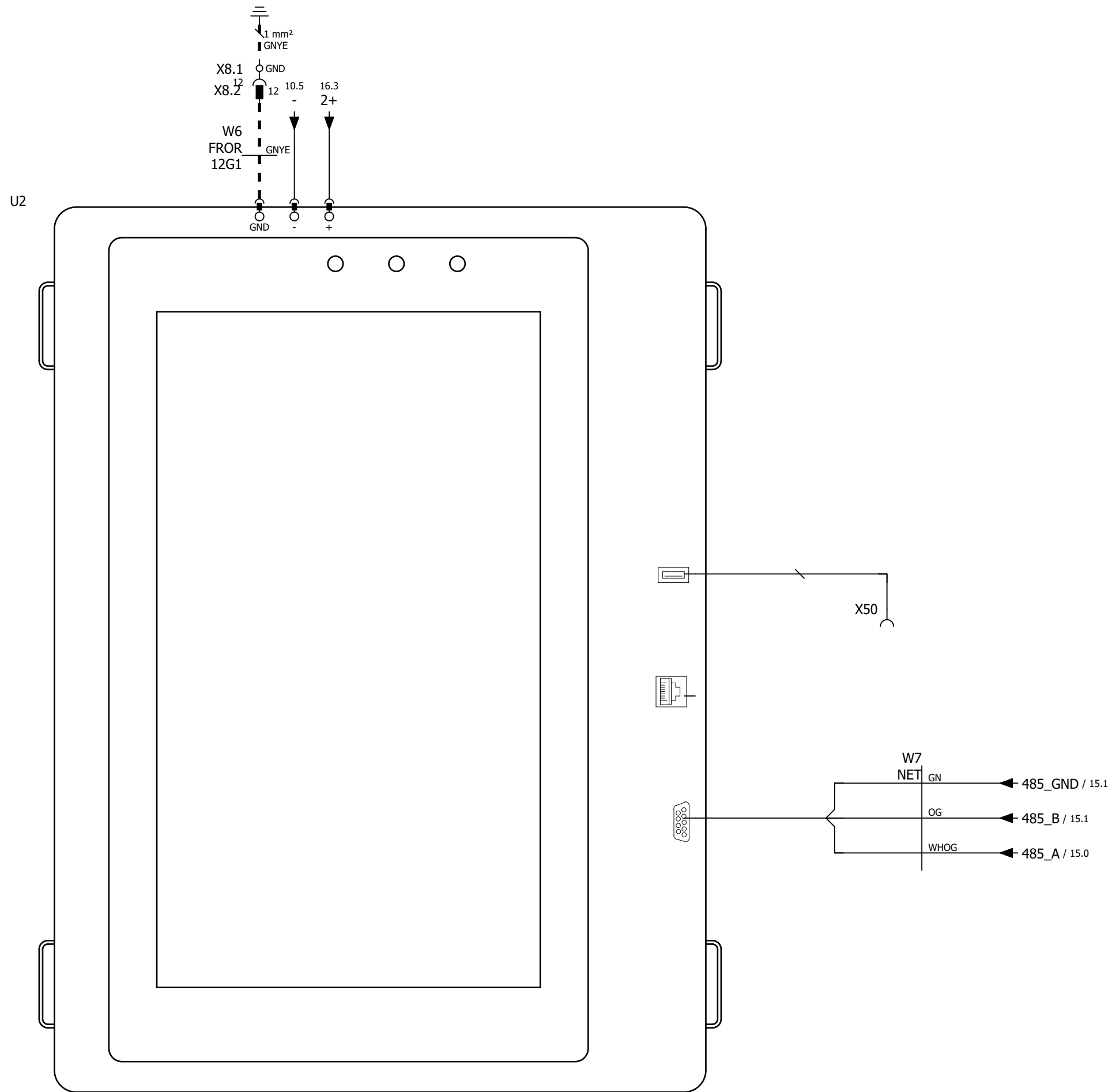
Page 18

Machine S6 PVS Rope device



Retroazione emergenza
Emergency feedbck





Description

Circuito auxiliar
Auxiliary circuit

Code 3709304897

Date 15/04/2019

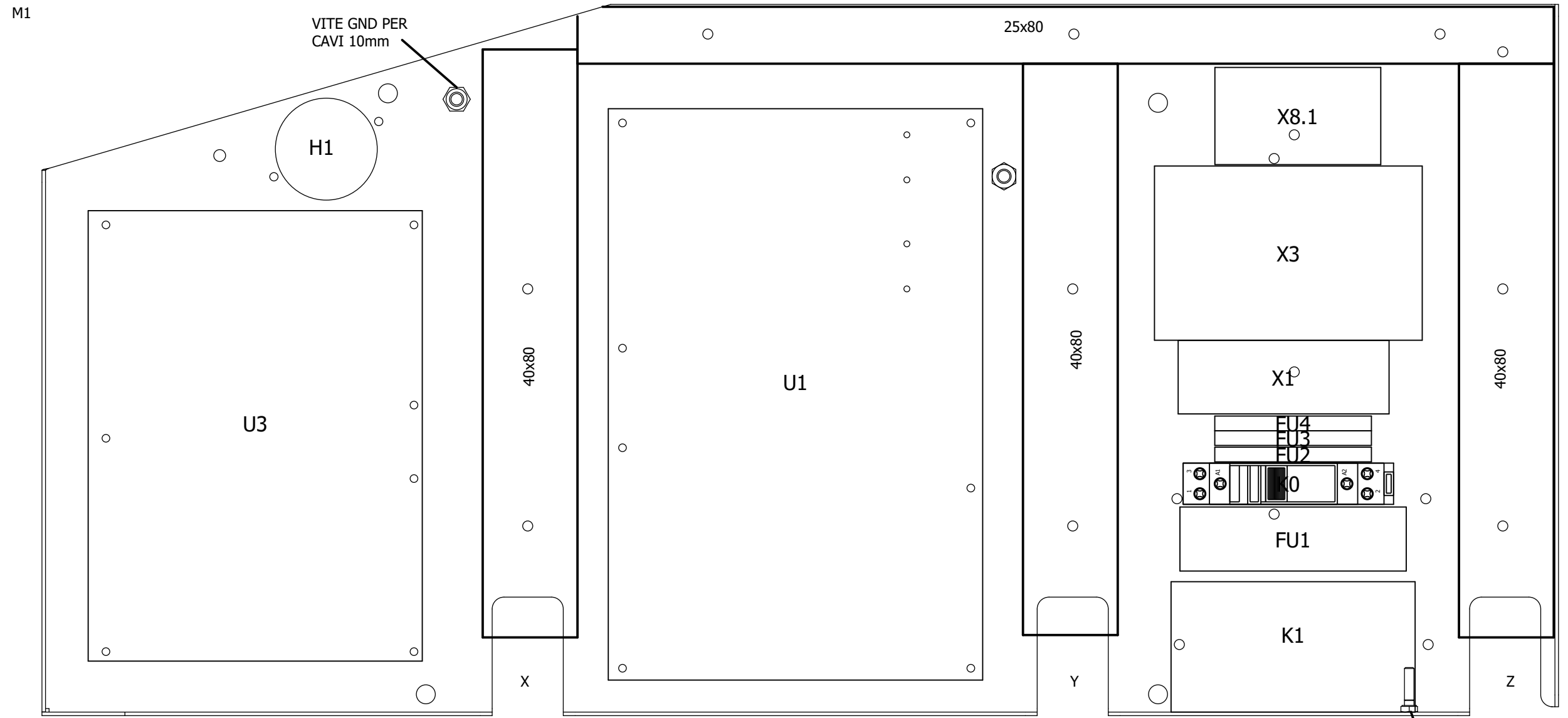
Total 41

Prev 19

Subs 21


Page

Machine S6 PVS Rope device



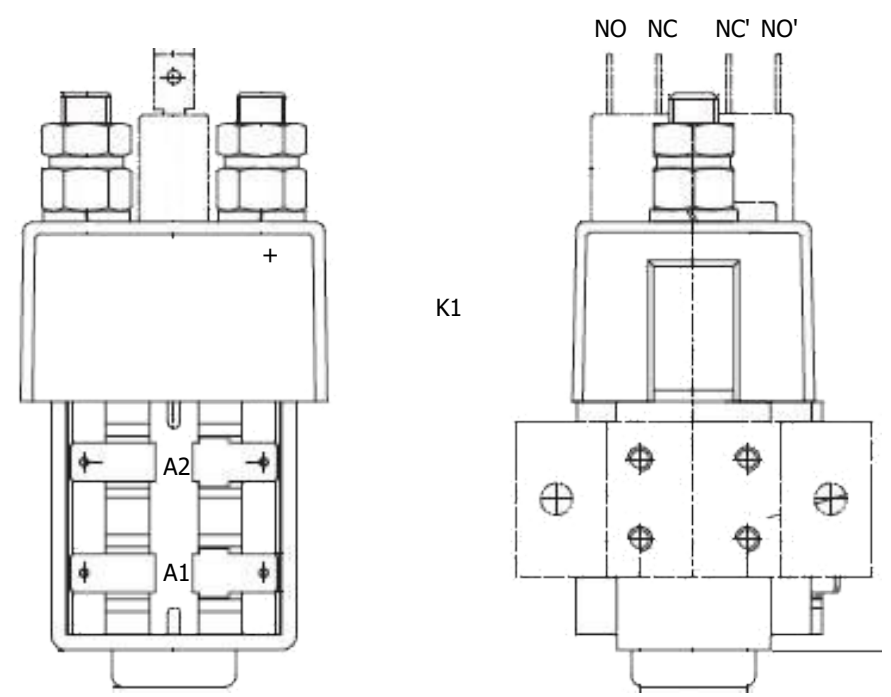
VITE GND PER CAVI W6, W23

Fissare i componenti alla lamiera con viti e dadi, non utilizzare viti autofilettanti.
 Per il fissaggio della schede elettroniche U1 e U3 fissare i distanziali alla lamiera e utilizzare dadi per fissare le schede ai distanziali.



Fissare il connettore X0 nel retro lamiera.

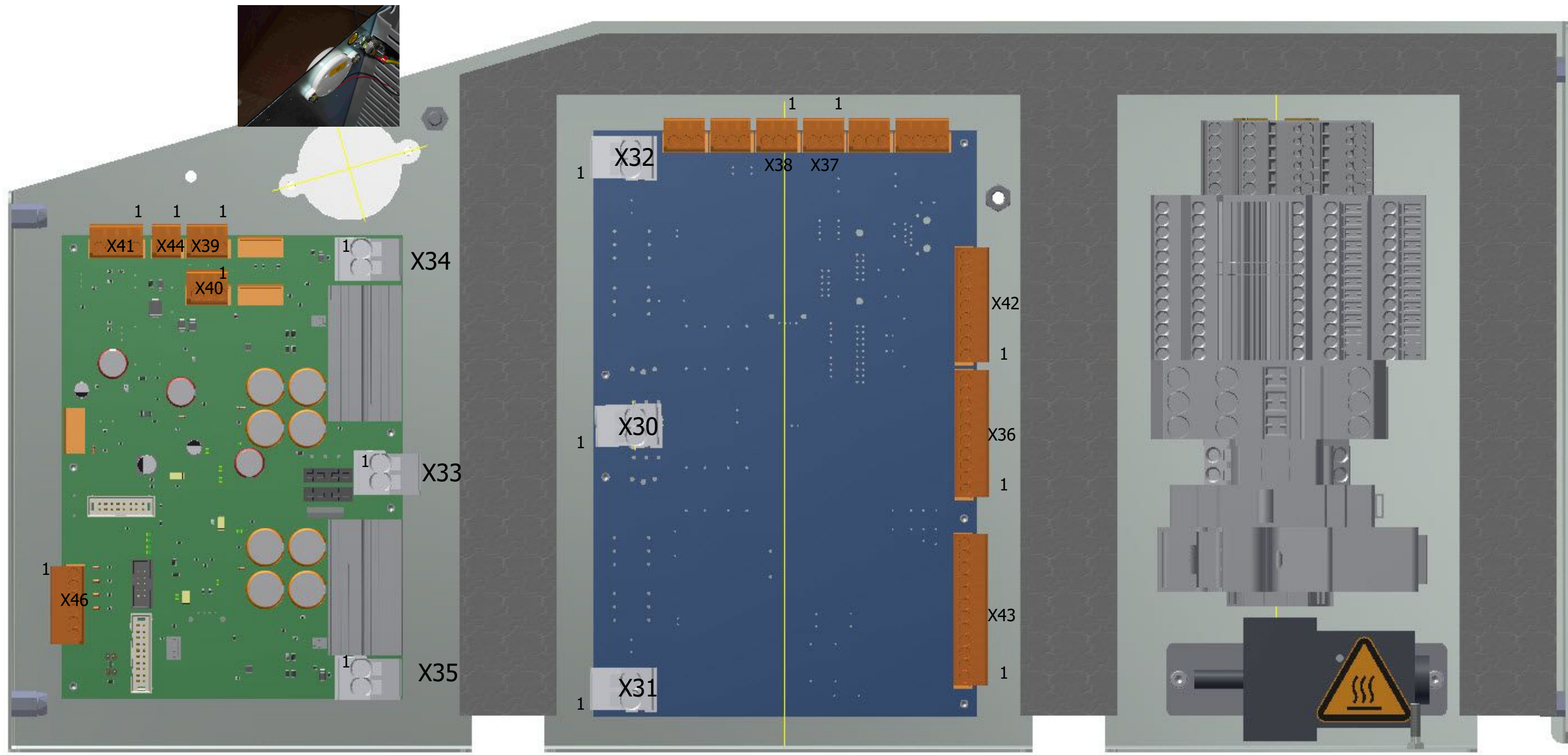

Bordare con gomma cod. 0001352071H



Description

Layout

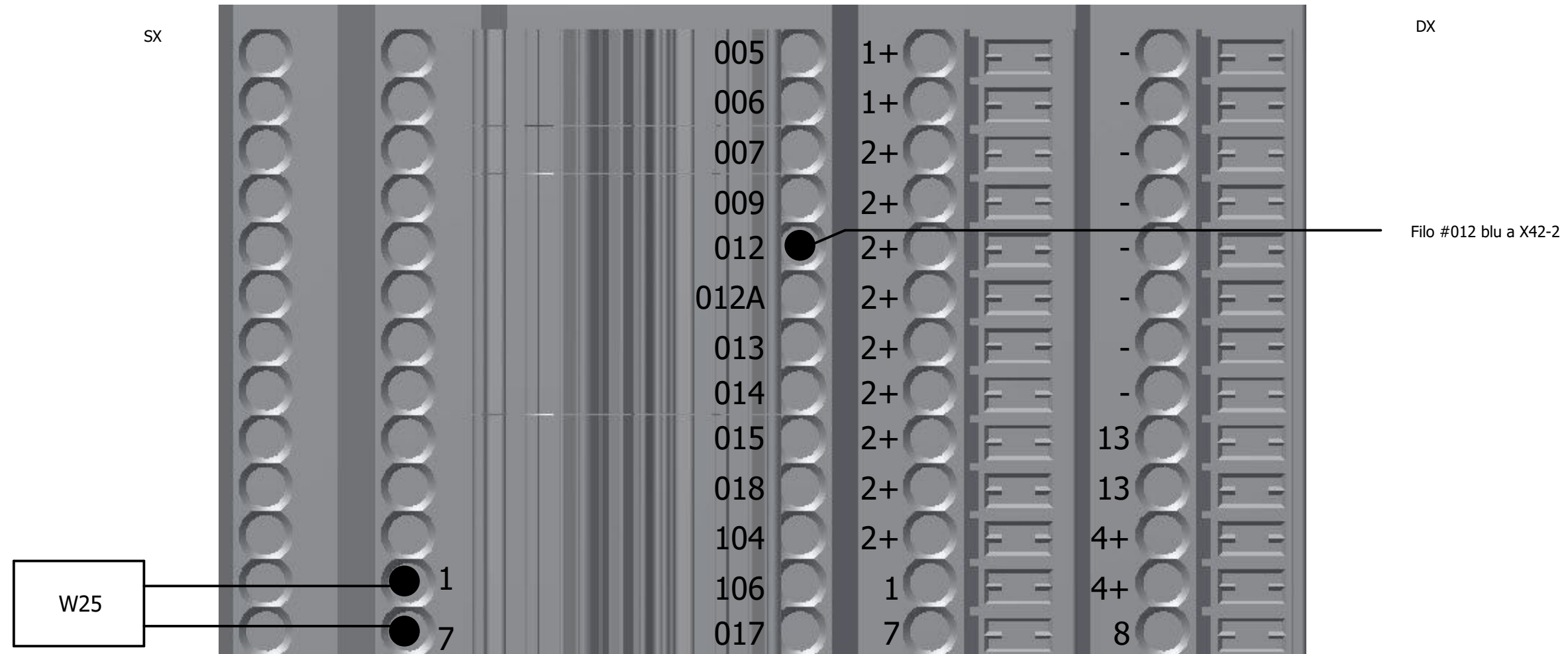
Code	3709304897	Date	15/04/2019	Total	41	Prev	20	Subs	22	Page	21
Machine	S6 PVS Rope device										



Description	Layout
-------------	--------

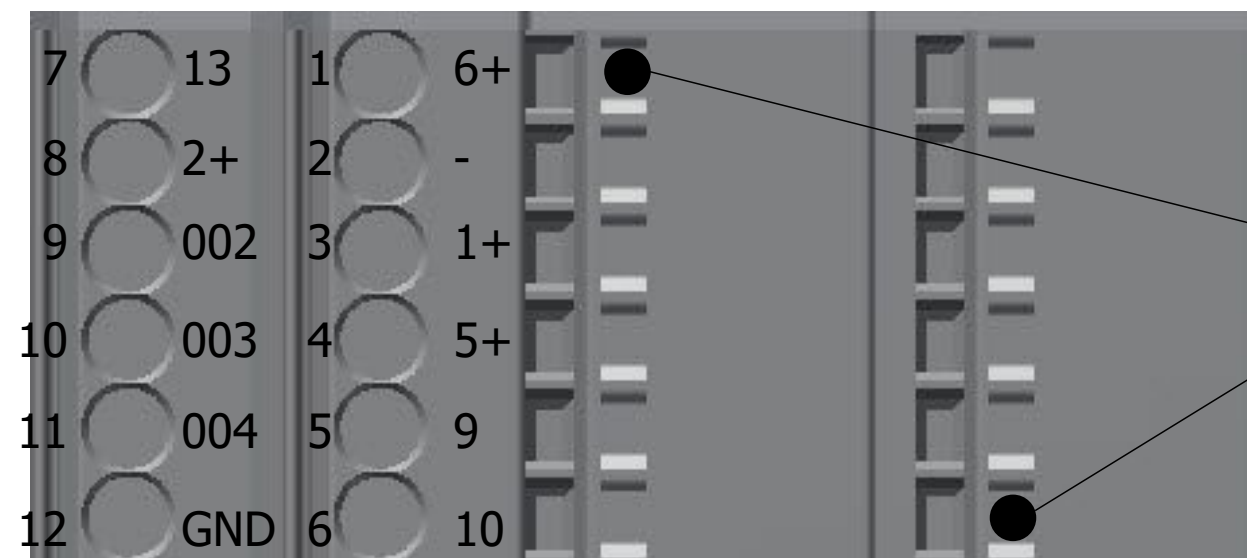
Code	3709304897	Date	15/04/2019	Total	41	Prev	21	Subs	23	Page	22
Machine	S6 PVS Rope device										

X3



Collegare i morsetti 7, 012 come indicato.
Per gli altri morsetti lasciare libera la parte dx per permettere il collegamento dei bordi macchina.

Basso Alto X8.1



Inserire il segnamorsetto nel morsetto n°1 e n°12

n° morsetto - sigla morsetto/conduttore

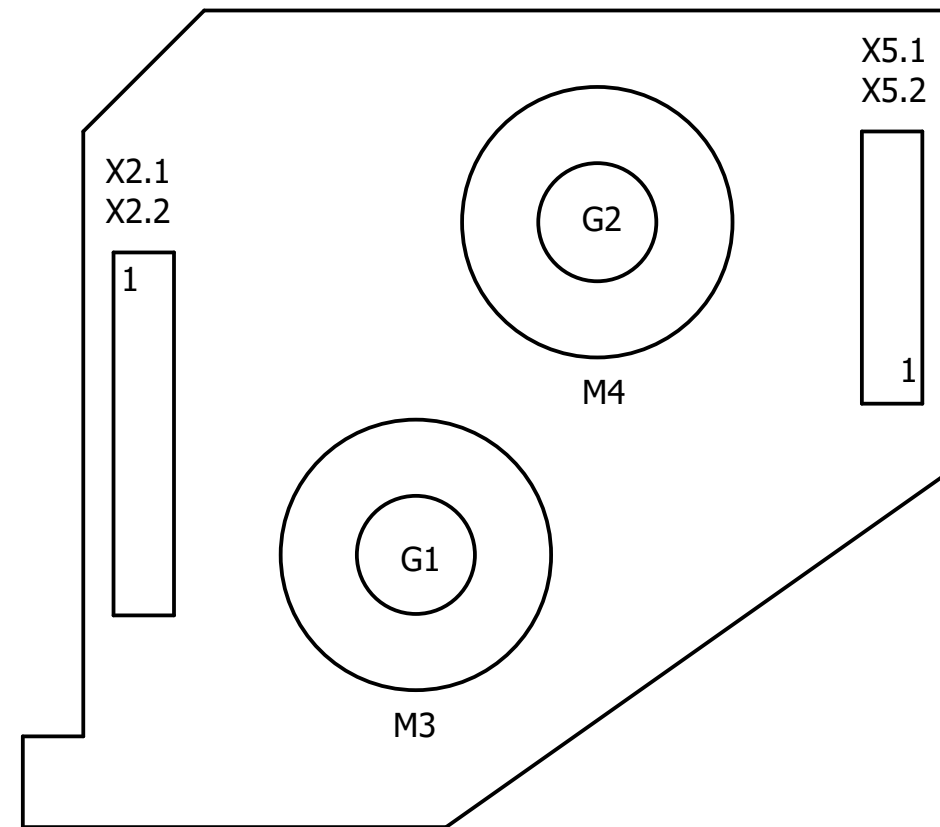
La morsettiera a connettore X8 è rappresentata con il n° pin del morsetto (come indicato nelle pagine di schema) e dalla siglatura del cavo/morsetto



Description

Layout

Code	3709304897	Date	15/04/2019	Total	41	Prev	22	Subs	24	Page	23
Machine	S6 PVS Rope device										



CARRELLO PVS
PVS CARRIAGE



Description

Layout

Code	3709304897	Date	15/04/2019	Total	41	Prev	23	Subs	25	Page	24
Machine	S6 PVS Rope device										

Sommario cavi

Cavo	Origine	N° Conduttori	Sezione	Capicorda origine	Spelatura origine (cm)	Lunghezza fuori cassetta (m)	Spelatura destinazione (cm)	Capicorda destinazione	Destinazione	Note
-W1	-X31	2	6 mm ²	--	7	Vedi distinta	10	Occhiello d=8	-M1	Foro uscita X
-W03		1	10 mm ²			0,85		Occhiello		Foro uscita X
-W04	-FU1	1	10 mm ²	Puntalino		0,5		--	-X0.2	Foro uscita Z
-W05	-X1	1	10 mm ²	--		0,5		--	-X0.2	Foro uscita Z
-W12	-X43;-X3	2	0,5 mm ²	--		1	10	Puntalino	-YB1	Foro uscita X
-W30	-X5.1	2	1 mm ²						-X3;-FU4	
-WSQ7	-X3			--		0,5			-SQ7	Foro uscita X



Description

Sommario cavi
Cable overview

Code

3709304897

Date

15/04/2019

Total

41

Prev

24

Subs

26

Page

25


Machine

S6 PVS Rope device

Schema allacciamento morsetti

Terminal-connection diagram

Destinazioni interne
Internal targets



Destinazioni esterne
External targets

Batteria
Battery

II

Batteria
Battery



Description

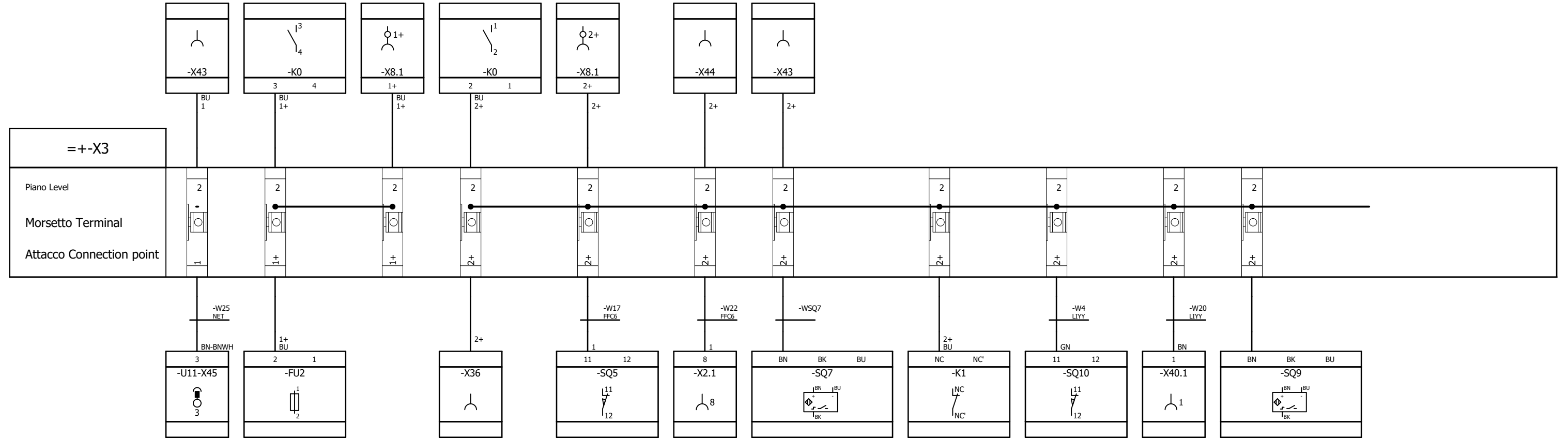
Morsettiera di potenza
Power terminal strip

Code	3709304897	Date	15/04/2019	Total	41	Prev	25	Subs	27	Page	26
Machine	S6 PVS Rope device										

Schema allacciamento morsetti

Terminal-connection diagram

Destinazioni interne
Internal targets



Destinazioni esterne
External targets

Retroazione emergenza
Emergency feedback

Batteria
Battery

Batteria
Battery

=

Fincorsa alto
High Limit switch

Fincorsa basso
Down Limit switch

Contaspigoli
Corner counter

Emergenza paraurti
Shock-absorber emergency

Manuale avanti
Forward manual

Allarme timone
Tiller alarm

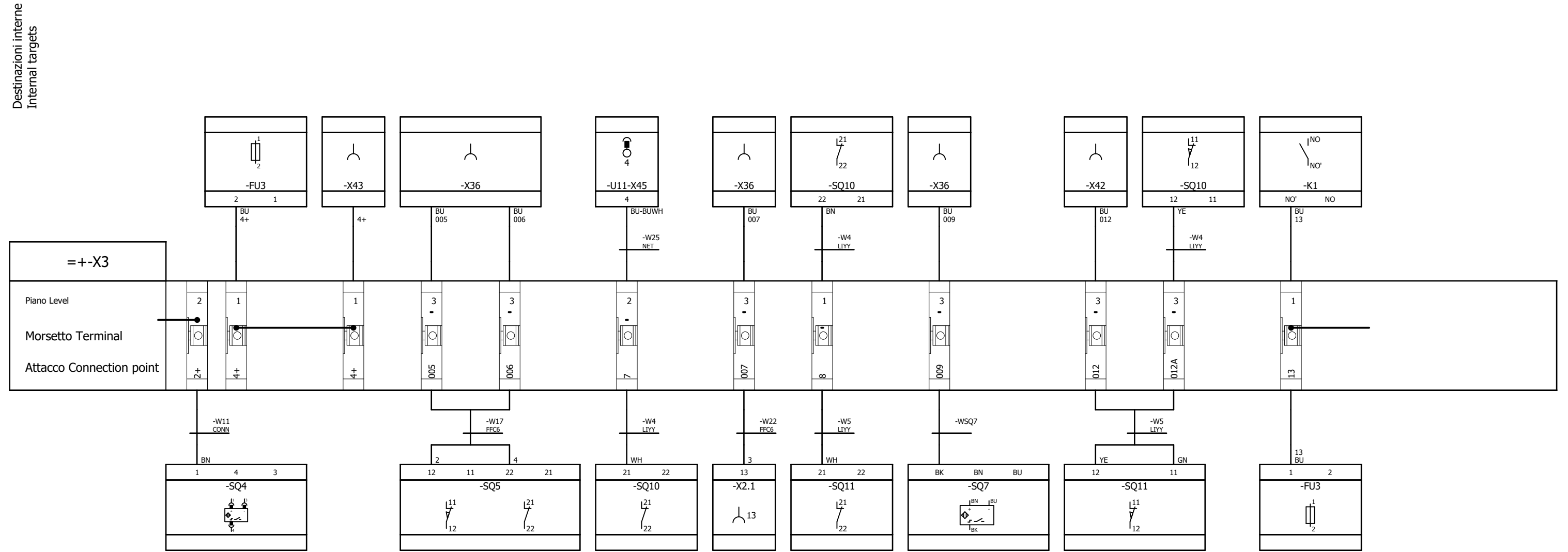


Description	Morsettiera generale General terminal strip
-------------	--

Code	3709304897	Date	15/04/2019	Total	41	Prev	26	Subs	28	Page	27
Machine	S6 PVS Rope device										

Schema allacciamento morsetti

Terminal-connection diagram



Destinazioni esterne
External targets

Destinazioni interne
Internal targets

Sensore motore carrello
Carriage motor sensor

Batteria
Battery

Batteria
Battery

Fincorsa alto
High Limit switch

Fincorsa basso
Down Limit switch

Emergenza paraurti
Shock-absorber emergency

Fotocellula altezza prodotto
Height product photocelle

Emergenza paraurti
Shock-absorber emergency

Contaspigoli
Corner counter

Emergenza paraurti
Shock-absorber emergency

Emergenza
Emergency stop

Description

Morsettiera generale
General terminal strip

Code 3709304897

Date 15/04/2019

Total 41

Prev 27

Subs 29

Page

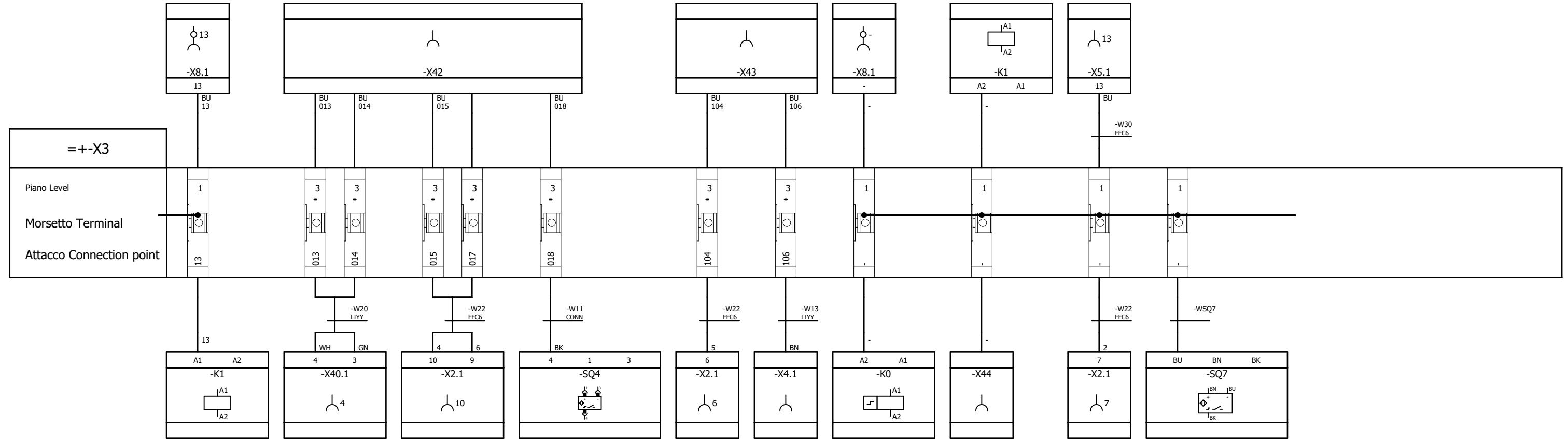
Machine S6 PVS Rope device



Schema allacciamento morsetti

Terminal-connection diagram

Destinazioni interne
Internal targets



Destinazioni esterne
External targets

RESE RESE	Manuale avanti Forward manual	Manuale indietro Backward manual	Pulsante svolgimento film Film unrolling button	Scorta Available	Sensore motore carrello Carriage motor sensor	Taglio film Film cut	Lampada Lamp	Batteria Battery	Batteria Battery	Fincorsa alto High Limit switch	Contaspigoli Corner counter
--------------	----------------------------------	-------------------------------------	--	---------------------	--	-------------------------	-----------------	---------------------	---------------------	------------------------------------	--------------------------------

Morsettiera generale General terminal strip

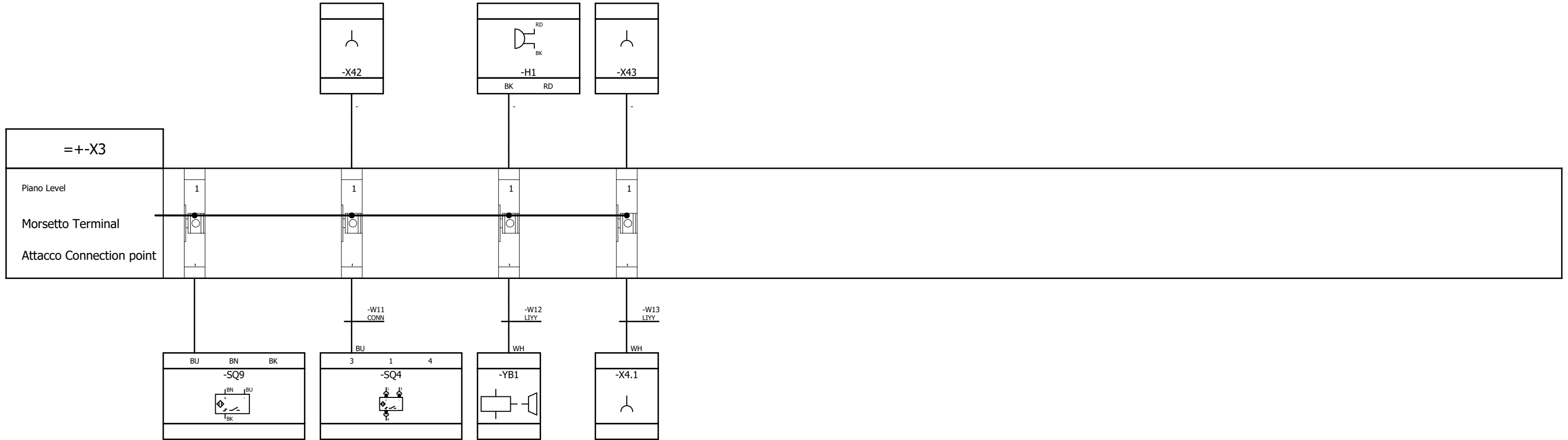
Description	Code	Date	Total	Prev	Subs	Page
	3709304897	15/04/2019	41	28	30	29
	Machine	S6 PVS Rope device				



Schema allacciamento morsetti

Terminal-connection diagram

Destinazioni interne
Internal targets



Destinazioni esterne
External targets

Allarme timone
Tiller alarm

Sensore motore carrello
Carriage motor sensor

Freno rotazione
Rotation brake

Lampada
Lamp

Description

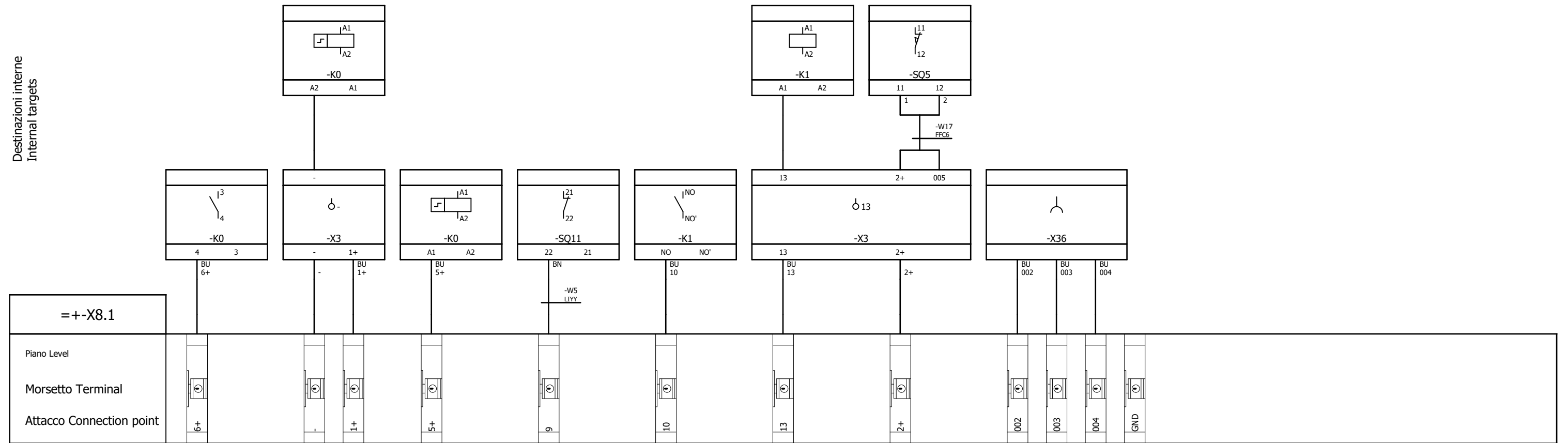
Morsettiera generale
General terminal strip

Code	3709304897	Date	15/04/2019	Total	41	Prev	29	Subs	31	Page	30
Machine	S6 PVS Rope device										



Schema allacciamento morsetti

Terminal-connection diagram



Destinazioni esterne
External targets

Destinazioni interne
Internal targets

Batteria
Battery

Batteria
Battery

=

=

Emergenza
Emergency stop

Emergenza
Emergency stop

RESET
RESET

Emergenza
Emergency stop

Emergenza
Emergency stop

Start

RESET
RESET

Description

Morsettiera pulsantiera
Push button terminalstrip

Code

3709304897

Date

15/04/2019

Total

41

Prev

30

Subs

32

Page

31

Machine


S6 PVS Rope device



Schema allacciamento connettori

Pin-connection diagram

Destinazioni interne



Destinazioni esterne

Batteria
Battery

Batteria
Battery

Description

Connettore batteria
Battery connecotr


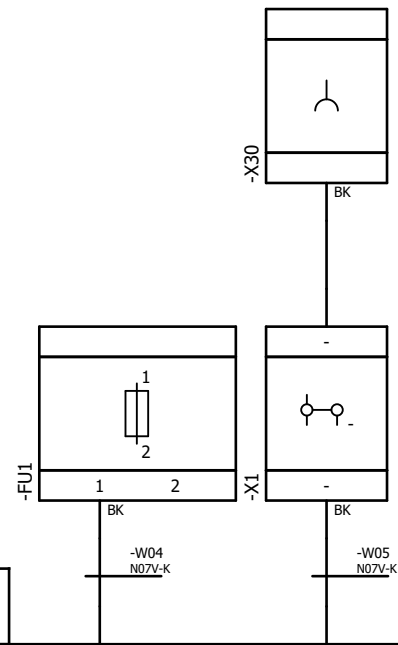
Code	3709304897	Date	15/04/2019	Total	41	Prev	31	Subs	33	Page	32
Machine	S6 PVS Rope device										



Schema allacciamento connettori

Pin-connection diagram

Destinazioni interne



Destinazioni esterne

Batteria
Battery

Batteria
Battery

Description

Connettore batteria
Battery connectr

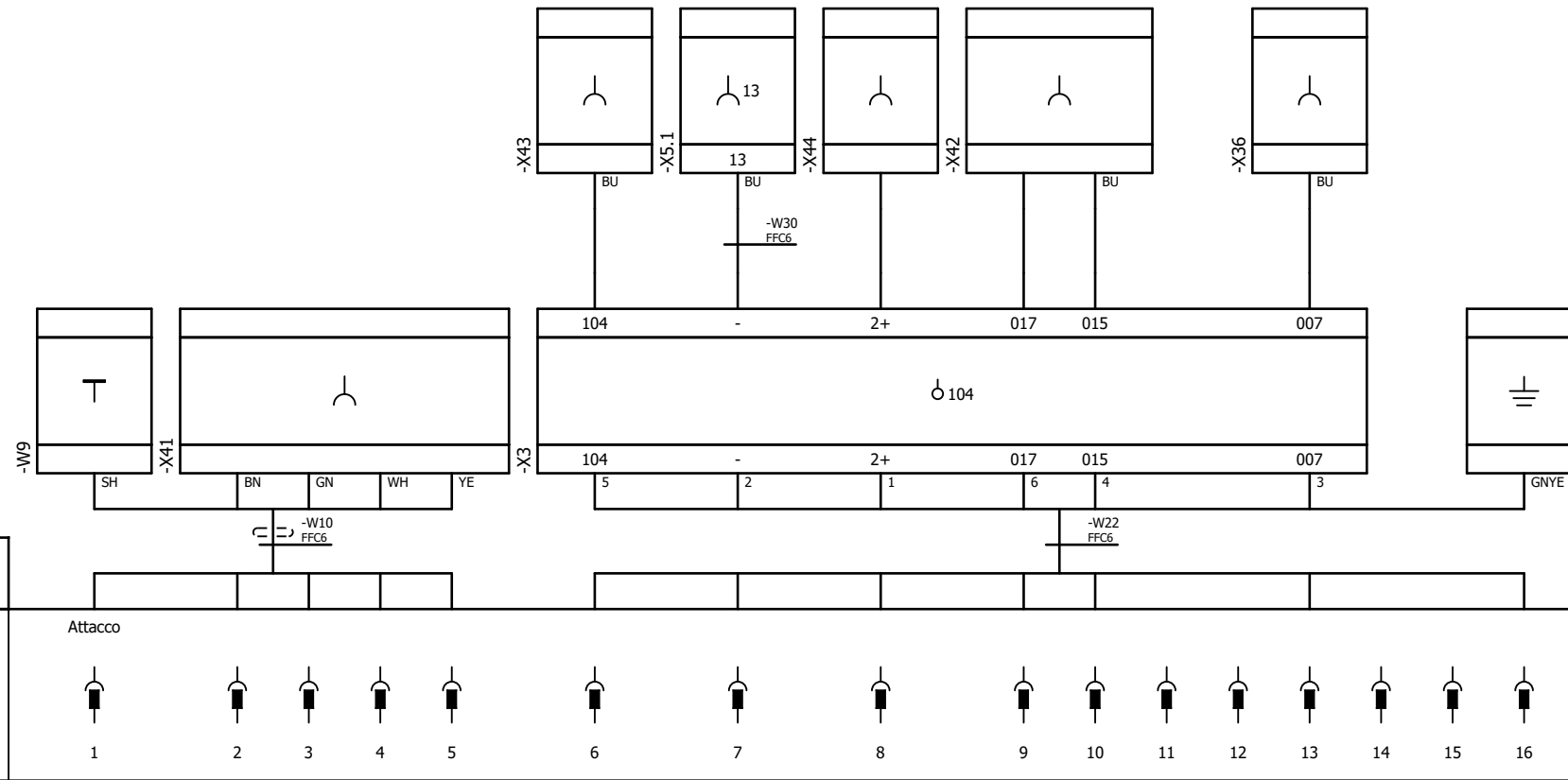
Code	3709304897	Date	15/04/2019	Total	41	Prev	32	Subs	34	Page	33
Machine	S6 PVS Rope device										




Schema allacciamento connettori

Pin-connection diagram

Destinazioni interne



Destinazioni esterne



Attacco

1
2
3
4
5
6
7
8
9
10
11
12
13
14
15
16

Description

Connettore carrello
Carriage connector

Code 3709304897

Date 15/04/2019

Total 41

Prev 33

Subs 35

Page

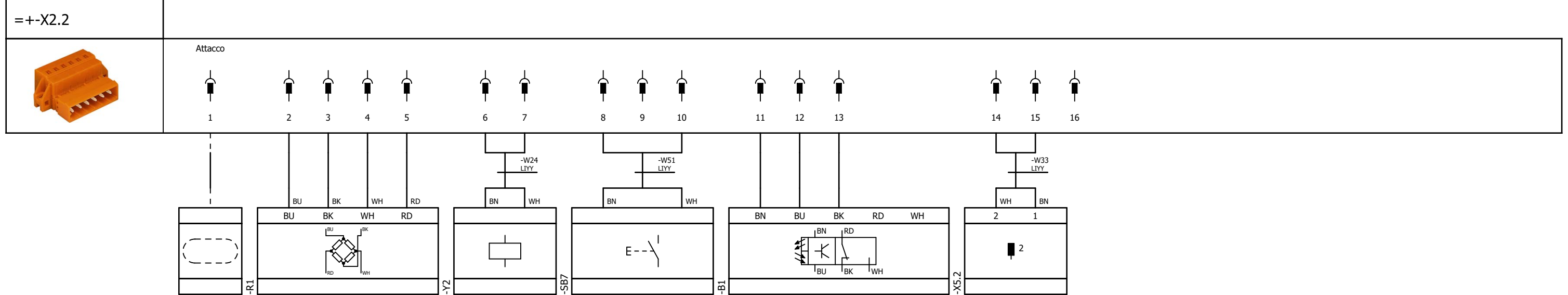
Machine S6 PVS Rope device



Schema allacciamento connettori

Pin-connection diagram

Destinazioni interne



Destinazioni esterne

Cella di carico Loading celle	Encoder rullo lento Slow roller encoder	Cella di carico Loading celle	Encoder rullo lento Slow roller encoder	Cella di carico Loading celle	Taglio film Film cut	Fincorsa alto High Limit switch	Fincorsa basso Down Limit switch	Scorta Available	Pulsante svolgimento film Film unrolling button	Fincorsa basso Down Limit switch	=	Fotocellula altezza prodotto Height product photocelle	Fotocellula altezza prodotto Height product photocelle	=	Batteria Battery
----------------------------------	--	----------------------------------	--	----------------------------------	-------------------------	------------------------------------	-------------------------------------	---------------------	--	-------------------------------------	---	---	---	---	---------------------

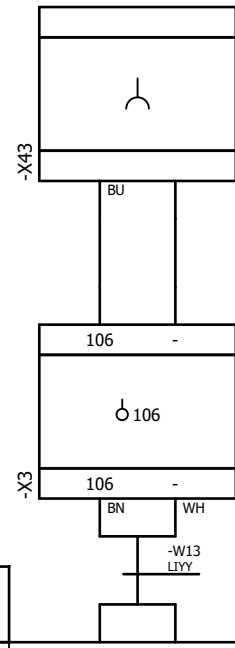
Description	Connettore carrello Carriage connector		Code	3709304897	Date	15/04/2019	Total	41	Prev	34	Subs	36	Page	35
			Machine	S6 PVS Rope device										



Schema allacciamento connettori

Pin-connection diagram

Destinazioni interne



= +-X4.1



Attacco



Destinazioni esterne

Lampada
Lamp
||

Description

Connettore lampeggiatore
Lamp connector


Code	3709304897	Date	15/04/2019	Total	41	Prev	35	Subs	37	Page	36
Machine	S6 PVS Rope device										



Schema allacciamento connettori

Pin-connection diagram

Destinazioni interne



Destinazioni esterne

Lampada
Lamp
II

Description

Connettore lampeggiatore
Lamp connector

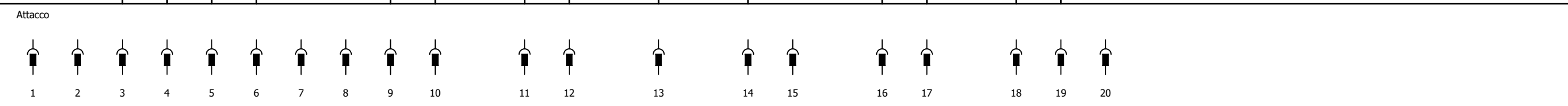

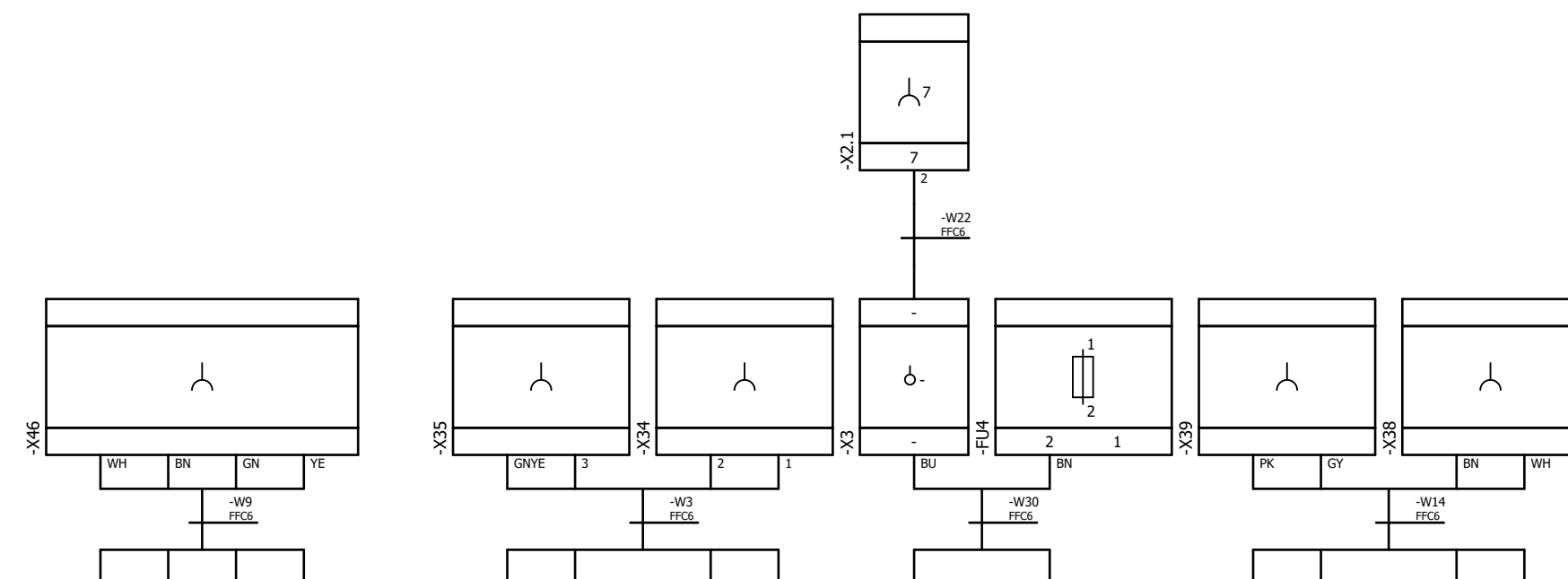
Code	3709304897	Date	15/04/2019	Total	41	Prev	36	Subs	38	Page	37
Machine	S6 PVS Rope device										



Schema allacciamento connettori

Pin-connection diagram

Destinazioni interne



Destinazioni esterne

- Encoder rullo veloce
Fast roller encoder
- ||
- ||
- ||
- Encoder rullo lento
Slow roller encoder
- Encoder rullo veloce
Fast roller encoder
- Motore Rullo lento
Slow roller Motor
- Motore Rullo veloce
Fast roller Motor
- ||
- Motore carrello
Carriage motor

Connettore motore carrello
Carriage motors connector

Code	3709304897	Date	15/04/2019	Total	41	Prev	37	Subs	39	Page	38
Machine	S6 PVS Rope device										

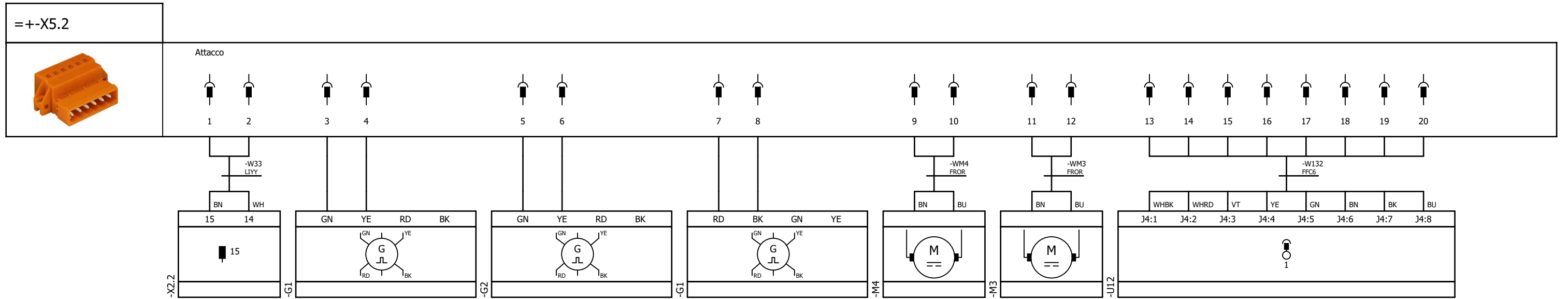


Description

Schema allacciamento connettori

Pin-connection diagram

Destinazioni interne



Destinazioni esterne

Encoder rullo veloce
Fast roller encoder

|| ||

Encoder rullo veloce
Fast roller encoder
Encoder rullo lento
Slow roller encoder

Encoder rullo veloce
Fast roller encoder

Motore Rullo lento
Slow roller Motor
Motore Rullo veloce
Fast roller Motor

||

Motore carrello
Carriage motor

Description

Connettore motore carrello
Carriage motors connector

Code 3709304897

Date 15/04/2019

Total 41

Prev 38

Subs 40

Page

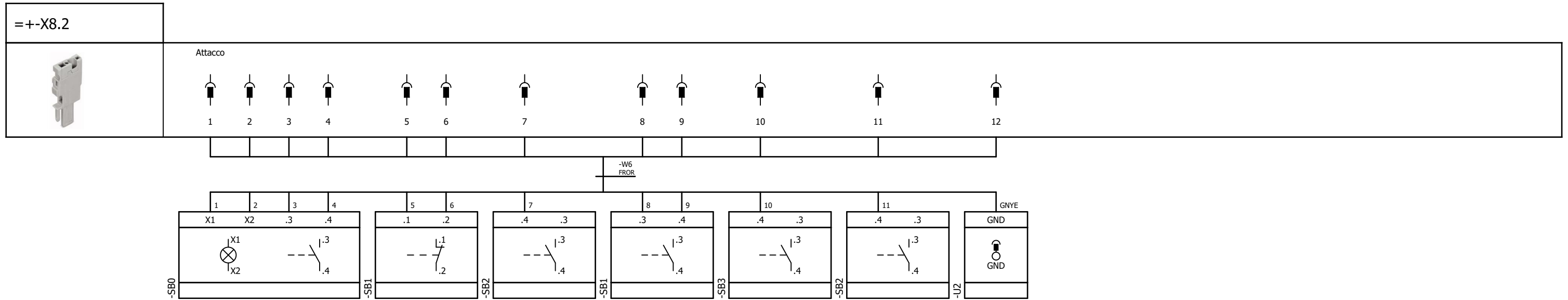
Machine S6 PVS Rope device



Schema allacciamento connettori

Pin-connection diagram

Destinazioni interne

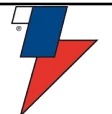


Destinazioni esterne

Batteria
Battery
||
||
||
Emergenza
Emergency stop
||
RESET
RESET
Emergenza
Emergency stop
||
Start
RESET
RESET

Description
Connettore pulsantiera
Push-button connector

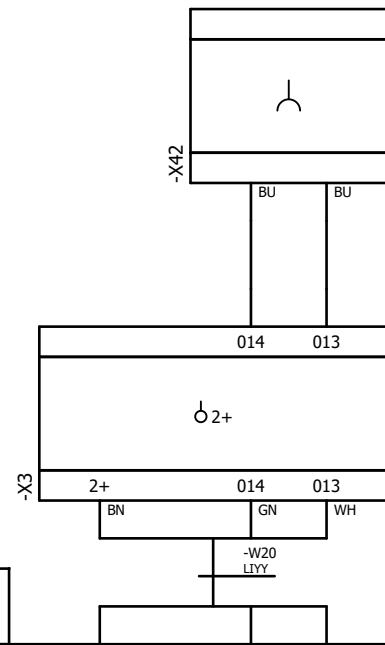
Code	3709304897	Date	15/04/2019	Total	41	Prev	39	Subs	41	Page	40
Machine	S6 PVS Rope device										



Schema allacciamento connettori

Pin-connection diagram

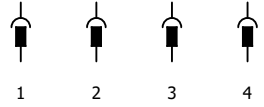
Destinazioni interne



=+-X40.1



Attacco



Destinazioni esterne

Manuale avanti
Forward manual
Manuale indietro
Backward manual
||
Manuale avanti
Forward manual



Description


Connettore pulsanti timone
Tiller buttons connector

Code	3709304897	Date	15/04/2019	Total	41	Prev	40	Subs	42	Page	41
Machine	S6 PVS Rope device										

Schema allacciamento connettori

Pin-connection diagram

Destinazioni interne



Destinazioni esterne

Manuale avanti
Forward manual

Manuale indietro
Backward manual

Manuale avanti
Forward manual

Description	Connettore pulsanti timone Tiller buttons connector
-------------	--

Code	3709304897	Date	15/04/2019	Total	41	Prev	41	Subs	43	Page	42
Machine	S6 PVS Rope device										



Schema allacciamento connettori

Pin-connection diagram

Destinazioni interne



Destinazioni esterne



Description

Code	3709304897	Date	15/04/2019	Total	41	Prev	42	Subs	Page
Machine	S6 PVS Rope device								43