



STRADA ROVERETA 27 47891 FALCIANO
 TEL. (Italy): 0549 910511 (Int'l): ++378 910511 FAX 908549
 SAN MARINO

SCHEMA ELETTRICO ELECTRIC DRAWING ELEKTRISCHER SCHALTPLAN SCHEMA ELECTRIQUE ESQUEMA ELECTRICO

Modello Macchina
 Machine Model
 Maschine Modell
 Modele de la Machine
 Modelo Maquina

ROBOT 2002 PFS

Numero Matricola
 Machine Serial Number
 Maschine Kennummer
 Numero de Matricule
 Numero de Matricula.....

Codice Impianto
 Control Box Code
 Anlage Nummer
 Code Cadre Electrique
 Codigo Caja Eléctrica

7450301940

I. M.: 00 N. B.: 1764

Tensione di alimentazione
 Power Supply Voltage
 Spannungsversorgung
 Voltage electrique
 Tension de Alimentacion

24 VCC

Potenza Installata
 Installed Power
 Installierte Leistung
 Puissance installée
 Potencia Instalada

kW

Corrente Assorbita
 Absorbed Current
 Stromaufnahme
 Absorption Electrique
 Absorcion

A

Project Name: CAR_PFS

For Robopac use ONLY

Per il costruttore del quadro elettrico:

- 1- costruire secondo specifica tecnica Robopac 50.1.1
- 2- controllare con scheda di collaudo Robopac
- 3- utilizzare tabella di conversione Robopac 50.3.1 per componenti alternativi

Emissione : Brizi A.
 Verifica : Brizi A.
 Approvazione : Rossi B.



INTESTAZIONE
 HEADING

CODE: 3710304484

DATE 06. 03. 2006

TOTAL
32

PREV.

SUBS.
2

ROBOT 2002 PFS

PAGE

1

Elenco pagine

Table of content

EPROBO / 26. Mag. 2000

Pagina Page	Descriz. pagina Page designation	Campo aggiunt. pagina Supplementary field	Data Date	Desegn. Editor.
1	INTESTAZIONE HEADING		06. 03. 2006	ABO
2	SOMMARIO PAGINE PAGES SUMMARY		06. 03. 2006	ABO
2.1	SOMMARIO PAGINE PAGES SUMMARY		06. 03. 2006	ABO
2.2	SOMMARIO PAGINE PAGES SUMMARY		06. 03. 2006	ABO
5	LISTA COMPONENTI BILL OF MATERIALS		06. 03. 2006	ABO
6	LISTA COMPONENTI BILL OF MATERIALS		06. 03. 2006	ABO
7	LISTA COMPONENTI BILL OF MATERIALS		06. 03. 2006	ABO
8	LISTA COMPONENTI BILL OF MATERIALS		06. 03. 2006	ABO
10	CIRCUITO DI POTENZA POWER CIRCUIT		06. 03. 2006	ABO
11	CIRCUITO DI POTENZA POWER CIRCUIT		06. 03. 2006	ABO
12	CIRCUITO DI POTENZA POWER CIRCUIT		06. 03. 2006	ABO
13	CIRCUITO DI POTENZA POWER CIRCUIT		06. 03. 2006	ABO
15	CIRCUITO AUSILIARIO AUXILIARY CIRCUIT		06. 03. 2006	AGO
18	INGRESSI CPU CPU INPUTS		06. 03. 2006	ABO



Elenco pagine
Table of content

EPROBO / 26. Mag. 2000

Pagina Page	Descriz. pagina Page designation	Campo aggiunt. pagina Supplementary field	Data Date	Desegn. Editor.
20	USCITE CPU CPU OUTPUTS		06. 03. 2006	AGO
22	USCITE CPU CPU OUTPUTS		06. 03. 2006	ABO
24	USCITE CPU CPU OUTPUTS		06. 03. 2006	AGO
26	INGRESSI ESPANSIONE SLAVE INPUTS		06. 03. 2006	ABO
28	INGRESSI ESPANSIONE SLAVE INPUTS		06. 03. 2006	AGO
29	LAYOUT SCHEDA M11 M11 CPU LAYOUT		06. 03. 2006	ABO
30	LAYOUT COMPONENTI ELETTRICI ELECTRICS COMPONENTS LAYOUT		06. 03. 2006	ABO
31	PANNELLO OPERATORE OPERATOR PANEL		06. 03. 2006	AGO
34	CAVI QE-BASAMENTO BOX-BASEMENT WIRES		06. 03. 2006	ABO
40	CONNETTORE BATTERIA BATTERY CONNECTOR		06. 03. 2006	ABO
41	MORSETTIERA DI POTENZA POWER TERMINALBOARD		06. 03. 2006	ABO
42	CONNETTORE CARRELLO CARRIAGE CONNECTOR		06. 03. 2006	ABO
43	MORSETTIERA AUSILIARIA AUXILIARY TERMINALBOARD		06. 03. 2006	ABO
44	MORSETTIERA GENERALE GENERAL TERMINALBOARD		06. 03. 2006	ABO



Distinta base
Bill of materials

SEF ID	Designazione Designation	Costruttore Manufacturer	Q. ta' Amount	Cod. articolo Article number	Pagina/colonna Page/path
FU1	FUSIB. CILINDRICO 14X51 GG 50,000 AMP 500VAC		1	0001304227B	10. 0
FU1	BASE X FUSIBILE CIL. 1P 14X51		1	0001352426C	10. 0
X0	CONNETTORE 2P-50A-49012 B-HARRISON	B-HARRISON	1	0001347334A	10. 0
G1	MORSETTO X BATTERIA POSITIVO		1	0001350371C	10. 0
G1	MORSETTO X BATTERIA NEGATIVO		1	0001350372E	10. 0
G1	CONNETTORE 2P-50A-49012 B-HARRISON	B-HARRISON	1	0001347334A	10. 0
SBO	PULS. LUM BIA M22-DL-W 216922 K&M D=22 COMPON	MOELLER	1	0001300780L	10. 1
SBO	ELEMENTO DI CONTATTO M22-CK10	MOELLER	1	0001300024F	10. 1
SBO	SUPPORTO M22-A K&M	MOELLER	1	0001300700A	10. 1
SBO	LED M22-CLED-W-216569 K&M	MOELLER	1	0001300926A	10. 1
K0	RELE' IND. 24,0 VDC 20-22-9-024 FINDER	FINDER	1	0001304323E	10. 2
FU4	FUSIB. CILINDRICO 10,3x38 GG 32,000AMP 500VAC		1	0001304238E	10. 3
FU4	BASE X FUSIBILE CIL. 1P 10,3X38		1	0001352427E	10. 3
X2	MORS. MAS. VOL. INN. RAP. 231-650/019-00 WAG	WAGO	1	0001351537G	10. 5
X2	MORS. FEM. VOL. INN. RAP. 231-320/037-00 WAG	WAGO	1	0001351538L	10. 5
FU2	FUSIB. MIN 5X20 RITARD. 4,000 AMP 500 VAC		1	0001304080H	10. 5
FU2	MORSETTO PORTAFUS. 4MMQ 281-611 WAG	WAGO	1	0001351691C	10. 5
FU3	FUSIB. MIN. 5x20 RAPIDO 2,000AMP 250VAC		1	0001304031E	10. 7
FU3	MORSETTO PORTAFUS. 4MMQ 281-611 WAG	WAGO	1	0001351691C	10. 7
FU3	PIASTRINA 281-311 WAG	WAGO	1	0001351692E	10. 7
U1	AZIONAM. X MOT. C. C. C/SPAZZOLE 4QHF-2D-60A-24	ELEKTROSISTEM	1	0001300691A	11. 1
K1	RELE' C. S. 24,0VDC 405270240000 FINDER	FINDER	1	0001300823B	11. 2
K1	VARISTOR 24 VRMS 99-02-9-024-99 FINDER	FINDER	1	0001300822L	11. 2
K1	ZOCCOLO X RELE' IND. 95.05 FINDER	FINDER	1	0001300804B	11. 2
K1	MOLLA X BLOCC. RELE' 095-71 FINDER	FINDER	1	0001300807H	11. 2



LISTA COMPONENTI
BILL OF MATERIALS

CODE: 3710304484

DATE 06.03.2006

TOTAL
32

PREV.
2.2

SUBS.
6

ROBOT 2002 PFS

PAGE

5

Distinta base
Bill of materials

SEF ID	Designazione Designation	Costruttore Manufacturer	Q. ta' Amount	Cod. articolo Article number	Pagina/colonna Page/path
U2	AZIONAM. X MOT. C. C. C/SPAZZOLE 4QHF-2D-60A-24	ELEKTROSISTEM	1	0001300691A	11. 5
K2	RELE' C. S. 24,0VDC 405270240000 FINDER	FINDER	1	0001300823B	11. 7
K2	VARISTOR 24 VRMS 99-02-9-024-99 FINDER	FINDER	1	0001300822L	11. 7
K2	ZOCCOLO X RELE' IND. 95.05 FINDER	FINDER	1	0001300804B	11. 7
K2	MOLLA X BLOCC. RELE' 095-71 FINDER	FINDER	1	0001300807H	11. 7
U3	AZIONAM. XMOT. CC. C/SPAZ. HFR-1D-60A-24V XPLCO-5	ELEKTROSISTEM	1	0001300692C	12. 1
U11	CARICA BATTERIA RBP136-01 EDN 230VAC NO FUSE	EDN GROUP	1	7450301574	12. 5
X17	CONNETTORE 6P 5557 39-01-2060 MOLEX	MOLEX	1	0001341071E	12. 7
X17	CONTATTO FEM. 5556 39-00-0038 MOLEX	MOLEX	4	0001341072G	12. 7
SQ10	FINECORSIA FR-1430-A PIZ NORM. COMPLETO	PIZZATO	1	0001300751H	13. 3
SQ11	FINECORSIA FR-1430-A PIZ NORM. COMPLETO	PIZZATO	1	0001300751H	13. 3
SB1	PULS. FUNGO STAB. ROS M22-PVT K&M D=22 COMPON	MOELLER	1	0001300005F	13. 7
SB1	ELEMENTO DI CONTATTO M22-CK01	MOELLER	1	0001300027C	13. 7
SB1	SUPPORTO M22-A K&M	MOELLER	1	0001300700A	13. 7
SB1	ELEMENTO DI CONTATTO M22-CK10	MOELLER	1	0001300024F	13. 7
SQ2	FINECORSIA FR-1415-A PIZ NORM. COMPLETO	PIZZATO	1	0001300756L	13. 7
SB2	PULS. BLU M22-D-B K&M D=22 COMPON TOND	MOELLER	1	0001300696B	13. 7
SB2	ELEMENTO DI CONTATTO M22-CK10	MOELLER	2	0001300024F	13. 7
SB2	SUPPORTO M22-A K&M	MOELLER	1	0001300700A	13. 7
K4	RELE' C. S. 24,0VDC 405270240000 FINDER	FINDER	1	0001300823B	13. 7
K4	VARISTOR 24 VRMS 99-02-9-024-99 FINDER	FINDER	1	0001300822L	13. 7
K4	ZOCCOLO X RELE' IND. 95.05 FINDER	FINDER	1	0001300804B	13. 7
K4	MOLLA X BLOCC. RELE' 095-71 FINDER	FINDER	1	0001300807H	13. 7
U5	SCHEDA ELETTRONICA M11/CPU_01 ELECTRA	ELECTRA	1	1430300040	15. 0
U5	SW APPL/AUT. ROBOT_V3.1 ROBOPAC	ROBOPAC	1	1550300354	15. 0



LISTA COMPONENTI
BILL OF MATERIALS

CODE: 3710304484

DATE 06. 03. 2006

TOTAL
32

PREV.
5

SUBS.
7

ROBOT 2002 PFS

PAGE

6

Distinta base
Bill of materials

SEF ID	Designazione Designation	Costruttore Manufacturer	Q. ta' Amount	Cod. articolo Article number	Pagina/colonna Page/path
U5	SCHEMA ELETTRICO PER 7450301940 PFS USA	ROBOPAC	1	3710304484	15. 0
U9	SCHEDA ELETTRONICA M11/FRIZIONE_01 ELECTRA	ELECTRA	1	1430300037	15. 3
U6	SCHEDA CONTROLLO PR-ES V2/24DC ROBOT 2002	ROBOPAC	1	1430300066	15. 6
SQ3	ESTENSIMETRO FL2K0250AA 2MV/V NUOVA NBC	NBC	1	0001300690H	15. 7
SB3	PULS. VER M22-D-G K&M D=22 COMPON TOND	MOELLER	1	0001300695L	18. 2
SB3	ELEMENTO DI CONTATTO M22-CK10	MOELLER	1	0001300024F	18. 2
SB3	SUPPORTO M22-A K&M	MOELLER	1	0001300700A	18. 2
SB4	PULS. ROS M22-D-R K&M D=22 COMPON TOND	MOELLER	1	0001300694G	18. 2
SB4	ELEMENTO DI CONTATTO M22-CK01	MOELLER	1	0001300027C	18. 2
SB4	SUPPORTO M22-A K&M	MOELLER	1	0001300700A	18. 2
SQ5	FINECORSIA FR-1430-A PIZ NORM. COMPLETO	PIZZATO	1	0001300751H	18. 4
SQ6	FINECORSIA FR-1430-A PIZ NORM. COMPLETO	PIZZATO	1	0001300751H	18. 5
B1	FOTOCEL. S6-5-C200 DAT U/STAT. LOG.	DATALOGIC	1	0001310154D	18. 6
SA3	SEL. NER M22-WKV K&M 2POS STAB TOND	MOELLER	1	0001300706D	18. 6
SA3	ELEMENTO DI CONTATTO M22-CK10	MOELLER	1	0001300024F	18. 6
SA3	SUPPORTO M22-A K&M	MOELLER	1	0001300700A	18. 6
SQ4	FINECORSIA B02122POC5 O.C. SEL PROXIMITI INDU	SELET	1	0001348859F	18. 7
U10	SCHEDA ESPANSIONE USCITA TRANSISTOR + CAVO	ELECTRA	1	1430300043	22. 0
H1	BUZZER A SUONO CONTINUO 50. 204003 ELEKTROSIST	ELEKTROSISTEM	1	0530300000	22. 1
X5	MORS. FEM. VOL. INN. RAP. 231-306-037-000 WAG	WAGO	1	0001351626F	22. 4
X5	MORS. FEM. VOL. INN. RAP. 231-306-037-000 WAG	WAGO	1	0001351626F	22. 4
X5	MORS. MAS. VOL. INN. RAP. 231-636 WAG	WAGO	1	0001351627H	22. 4
HL1	LAMPEGGIATORE 24VDC OVOLUX-F-MT-30012 SIR ARA	SIRENA	1	0001300702E	22. 4
HL1	LAMPADA BA15D-10W-24-27786	SIRENA	1	0001300703G	22. 4
U7	SCHEDA ELETTR. M11/8INPUT_00	ELECTRA	1	1430300031	26. 0



LISTA COMPONENTI
BILL OF MATERIALS

CODE: 3710304484

DATE 06. 03. 2006

TOTAL
32

PREV.
6

SUBS.
8

ROBOT 2002 PFS

PAGE

7

Distinta base
Bill of materials

SEF ID	Designazione Designation	Costruttore Manufacturer	Q. ta' Amount	Cod. articolo Article number	Pagina/colonna Page/path
SB5	PULSANTE DOPPIO C/SEGN. M22-DDL-S-X226-X26 K&	MOELLER	1	0001300766A	26. 2
SB5	SUPPORTO M22-A K&M	MOELLER	1	0001300700A	26. 2
SB5	ELEMENTO DI CONTATTO M22-CK10	MOELLER	2	0001300024F	26. 2
SA2	SEL. NER M22-WK3 K&M 3POS INST TOND	MOELLER	1	0001300697D	26. 3
SA2	ELEMENTO DI CONTATTO M22-CK10	MOELLER	2	0001300024F	26. 3
SA2	SUPPORTO M22-A K&M	MOELLER	1	0001300700A	26. 3
SQ7	FINECORSA B02EG124P0 SEL PROXIMITI INDUTT.	SELET	1	0001349497H	26. 5
SQ8	FINECORSA B02G122P0-K3 SEL PROXIMITI INDUTT.	SELET	1	0001349495D	26. 6
U8	SCHEDA ELETTR. M11/8INPUT_00	ELECTRA	1	1430300031	28. 0
BOX	SCHEDA LOGICA DI COMANDO NUOVO ROBOT	ELECTRA	1	1430300038	31. 45
W11	CONNET. SPEC. FEM 4P V1-W-5M-PVC P&F	PEPPERL+FUCHS	1	0001348712D	18. 7



LISTA COMPONENTI
BILL OF MATERIALS

CODE: 3710304484

DATE 06. 03. 2006

TOTAL
32

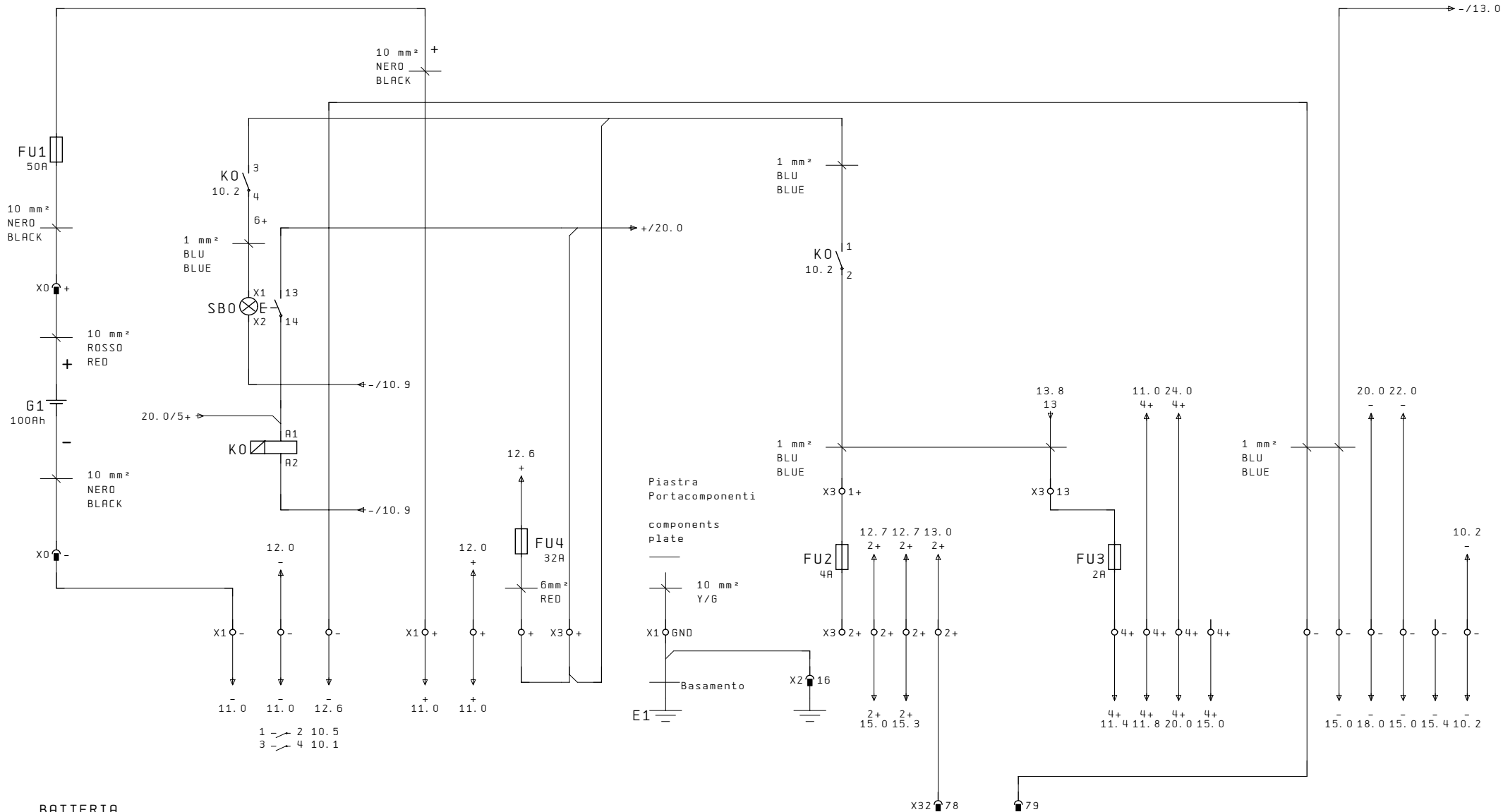
PREV.
7

SUBS.
10

ROBOT 2002 PFS

PAGE

8



BATTERIA
24VDC

24VDC
BATTERY

CIRCUITO DI
ACCENSIONE/SPEGNIMENTO
SWITCH ON/TURN-OFF
CIRCUIT

FUSIBILE
CARICA BATTERIA
FUSE
BATTERY CHARGE

PREDISPOSIZIONE
ALIMENTAZIONE TELECOMANDO
REMOTE CONTROL
POWER SUPPLY PREDISPOSITION



CIRCUITO DI POTENZA
POWER CIRCUIT

CODE: 3710304484

DATE 06.03.2006

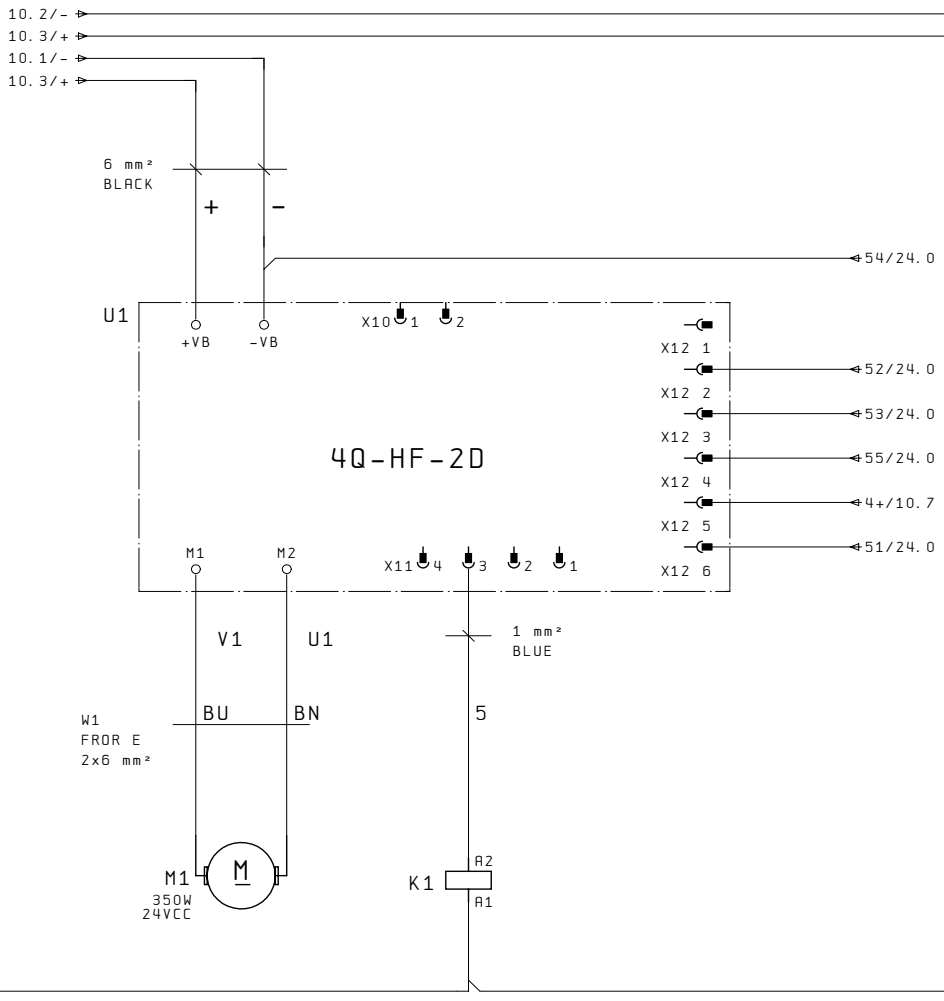
TOTAL
32

PREV.
8

SUBS.
11

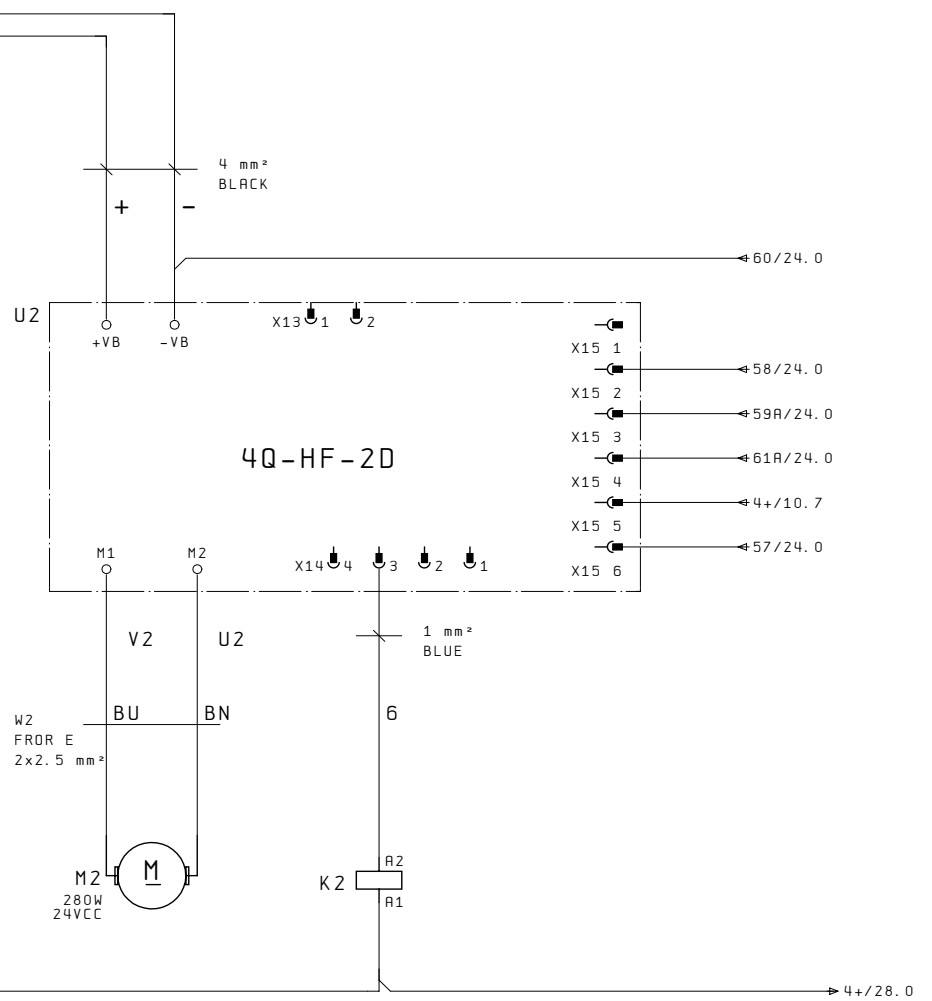
ROBOT 2002 PFS

PAGE
10



MOTORE
ROTAZIONE

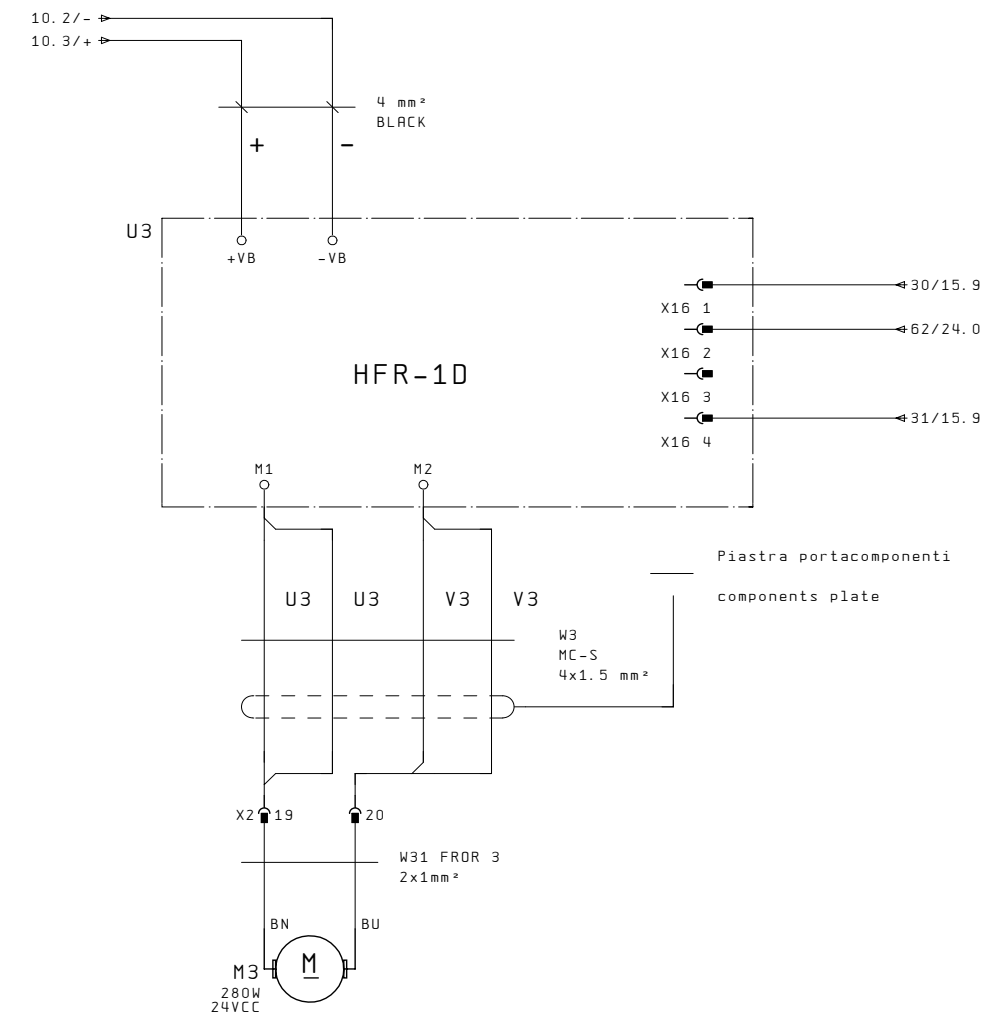
ROTATION
MOTOR



MOTORE
CARRELLO

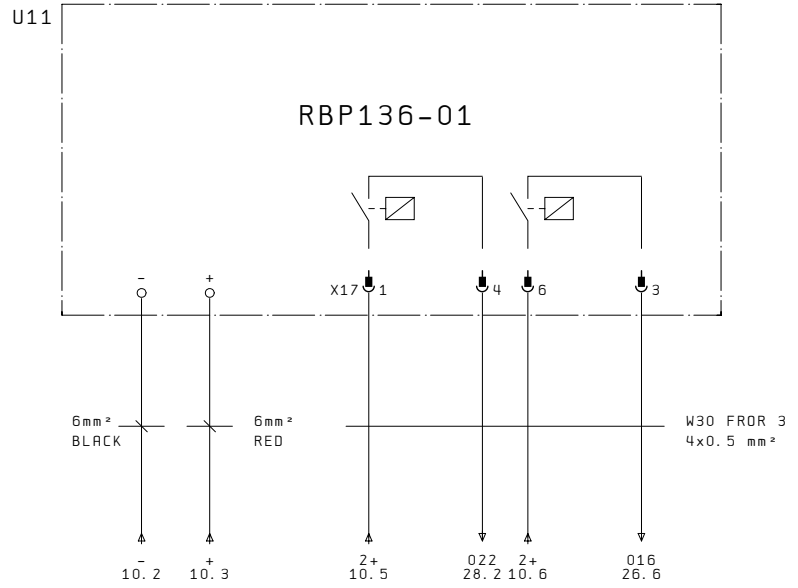
CARRIAGE
MOTOR





MOTORE
SVOLGIMENTO

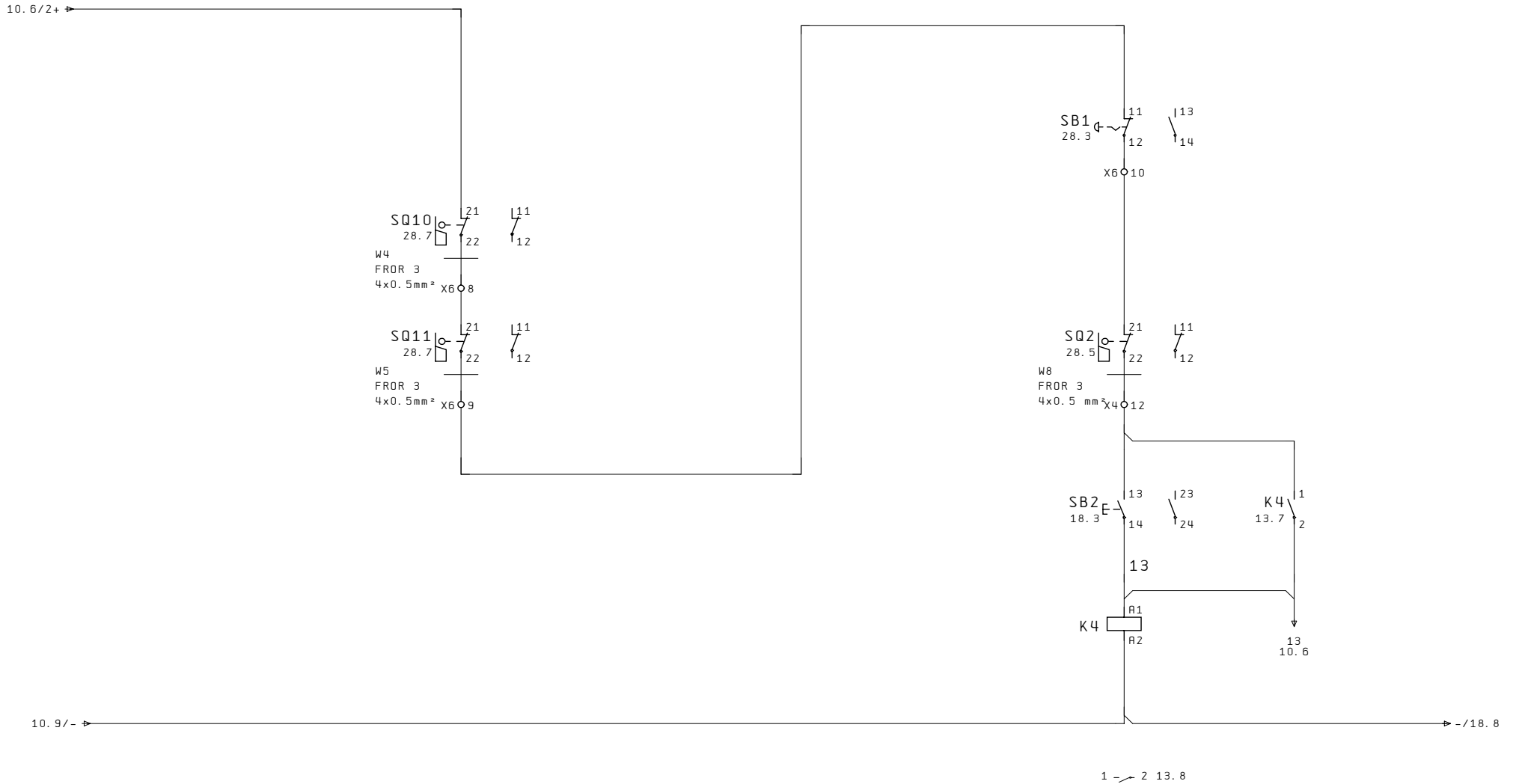
UNROLLING
MOTOR



CARICA-BATTERIA

BATTERY-CHARGE





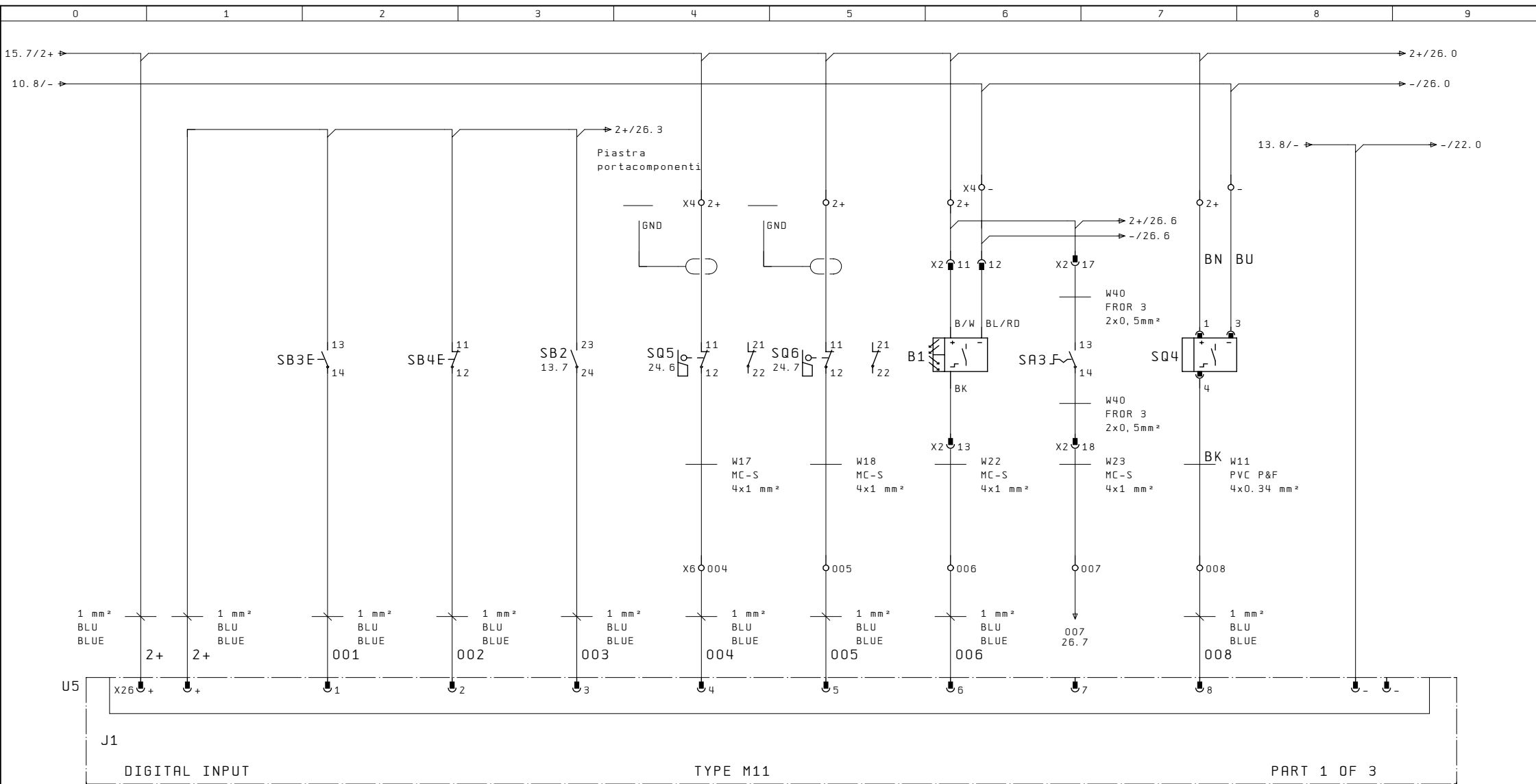
EMERGENZA
PARAURTI

SHOCK-ABSORBER
EMERGENCY

CIRCUITO
EMERGENZA

EMERGENCY
CIRCUIT





START	STOP	RESET	FINECORS ALTO	FINECORS BASSO	ALTEZZA PRODOTTO	SENSORE MOTORE CARRELLO
START	STOP	RESET	HIGH ENDSTROKE	LOW ENDSTROKE	PRODUCT HEIGHT	CARRIAGE MOTOR SENSOR



INGRESSI CPU
CPU INPUTS

CODE: 3710304484

DATE 06.03.2006

TOTAL
32

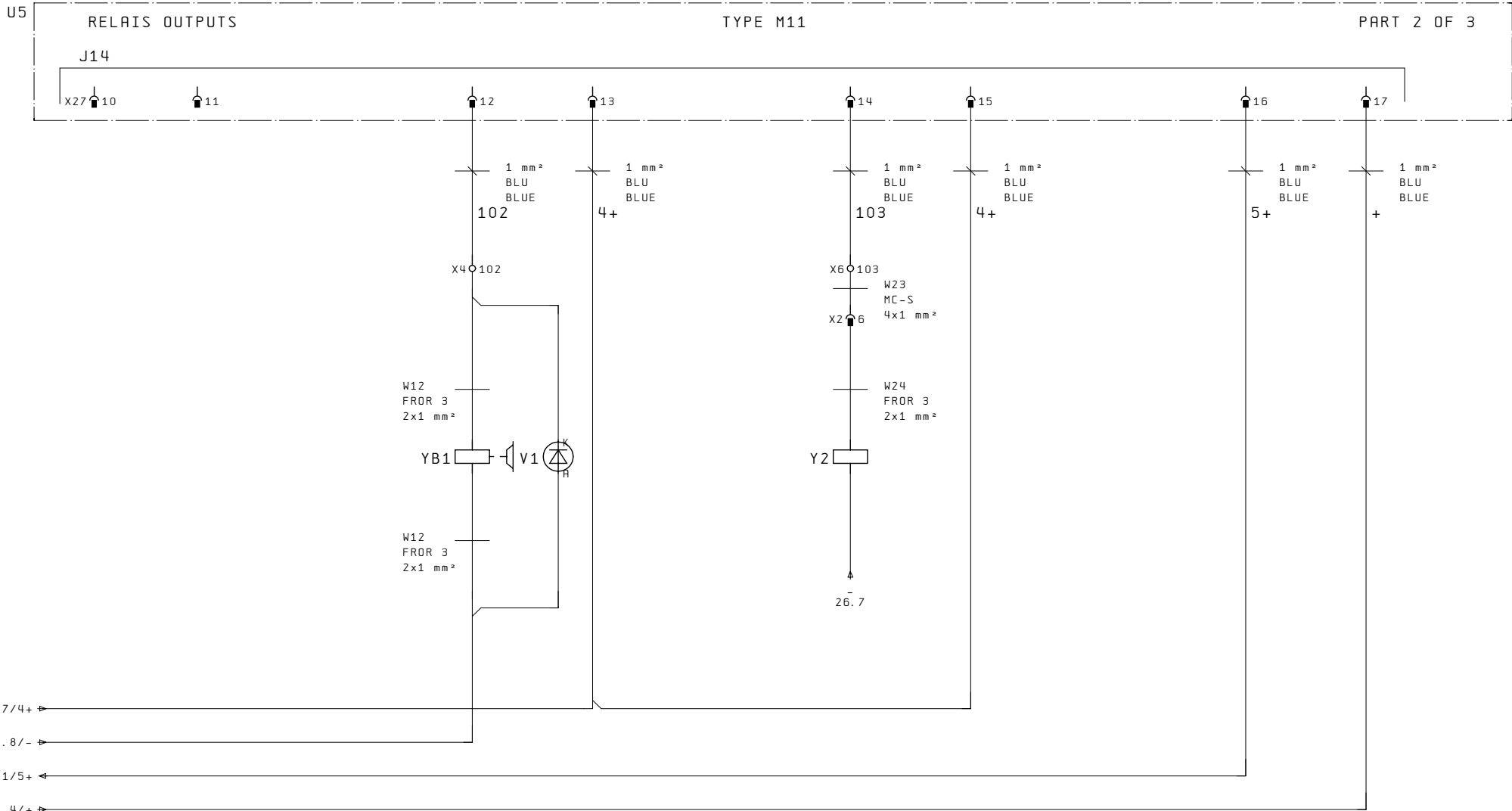
PREV.
15

SUBS.
20

ROBOT 2002 PFS

PAGE

18



FRENO
ROTAZIONE

ROTATION
BRAKE

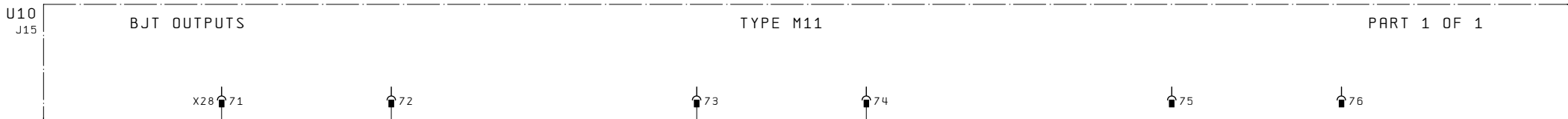
TAGLIO
FILM

FILM
CUT

(OPTIONAL)

USCITA
AUTOSPEGNIMENTO

AUTOMATIC TURN-OFF
OUTPUT



1 mm²
BLU
BLUE
112

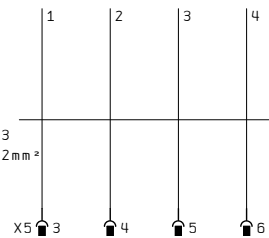
1 mm²
BLU
BLUE
113

W13
FROR 3
6x0.22mm²

W13
FROR 3
6x0.22mm²

H1

HL1



18.9/-

10.9/-

SUONERIA
BUZZER

LAMPEGGIATORE
BLINKER

PREDISPOSIZIONE
TELECOMANDO
REMOTE CONTROL
PREDISPOSITION



USCITE CPU
CPU OUTPUTS

CODE: 3710304484

DATE 06.03.2006

TOTAL
32

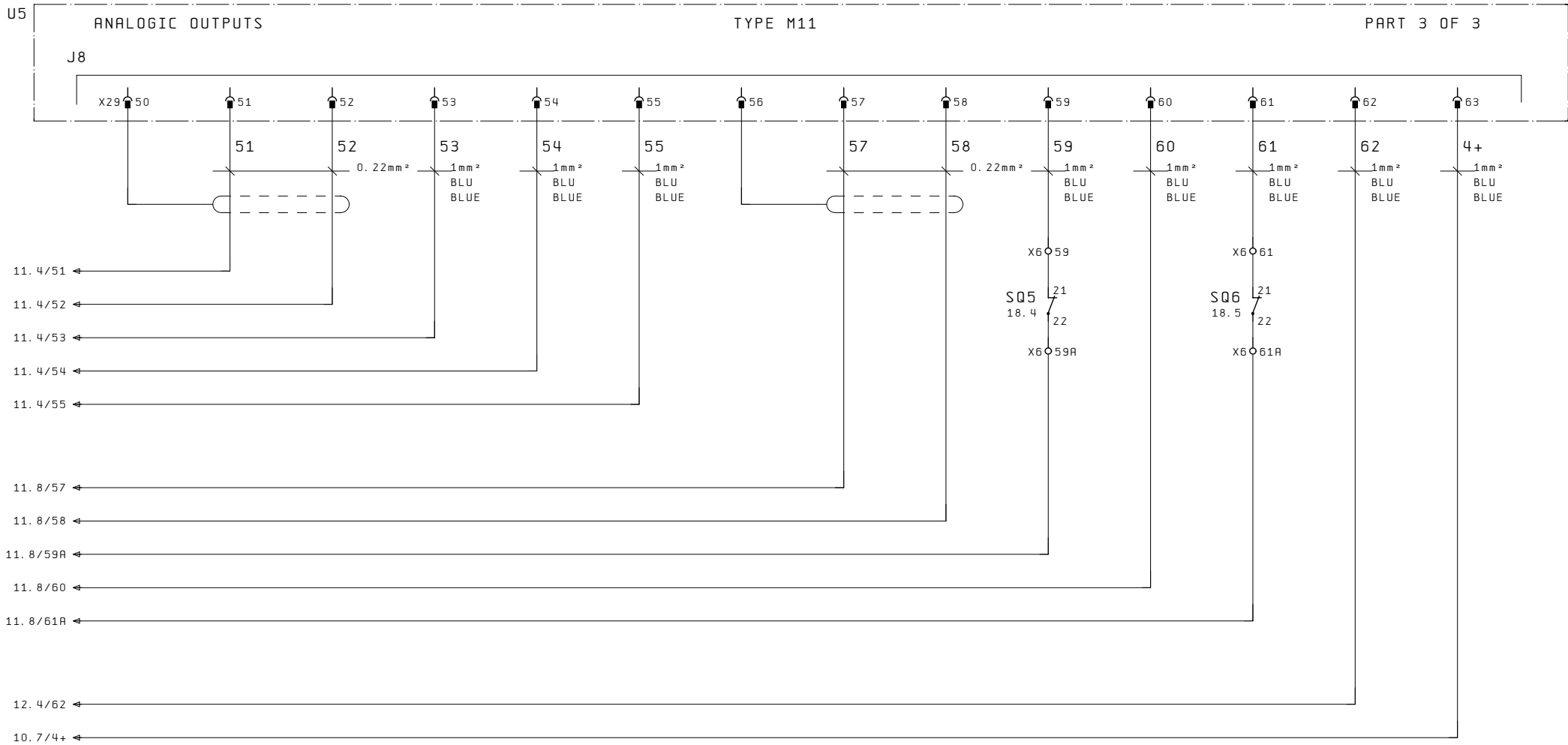
PREV.
20

SUBS.
24

ROBOT 2002 PFS

PAGE

22



CONTROLLO
MOTORE ROTAZIONE

CHECK MOTOR
ROTATION

START
ROTAZIONE
AVANTI

FORWARD
ROTATION
START

START
ROTAZIONE
INDIETRO

BACKWARD
ROTATION
START

CONTROLLO
MOTORE CARRELLO

CHECK CARRIAGE
MOTOR

START
SALITA
CARRELLO

CARRIAGE
ASCENT
START

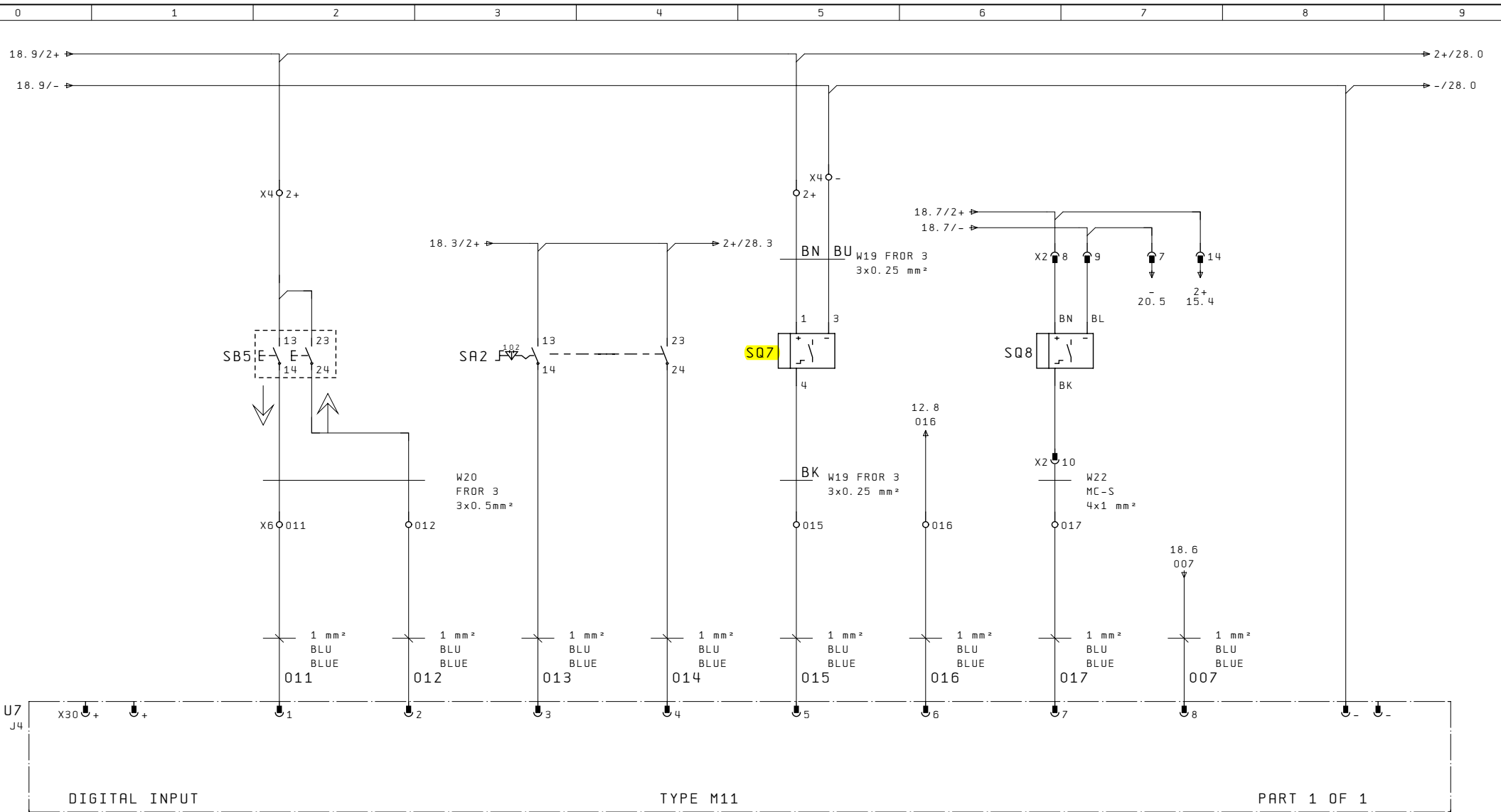
START
DISCESA
CARRELLO

CARRIAGE
DESCENT
START

CONTROLLO
MOTORE SVOLGIMENTO

CHECK UNROLLING
MOTOR





DIGITAL INPUT

TYPE M11

PART 1 OF 1

MANUALE ROTAZIONE AVANTI	MANUALE ROTAZIONE INDIETRO	MANUALE SALITA CARRELLO	MANUALE DISCESA CARRELLO	CONTASPIGOLI	BATTERIA IN CARICA	ROTTURA FILM	ABILITAZIONE TAGLIO FILM
FORWARD ROTATION MANUAL	BACKWARD ROTATION MANUAL	CARRIAGE ASCENT MANUAL	CARRIAGE DESCENT MANUAL	CORNER COUNTER	BATTERY ON CHARGE	FILM BRAKAGE	CUT FILM ENABLE
						(OPTIONAL)	(OPTIONAL)



INGRESSI ESPANSIONE
SLAVE INPUTS

CODE: 3710304484

DATE 06.03.2006

TOTAL
32

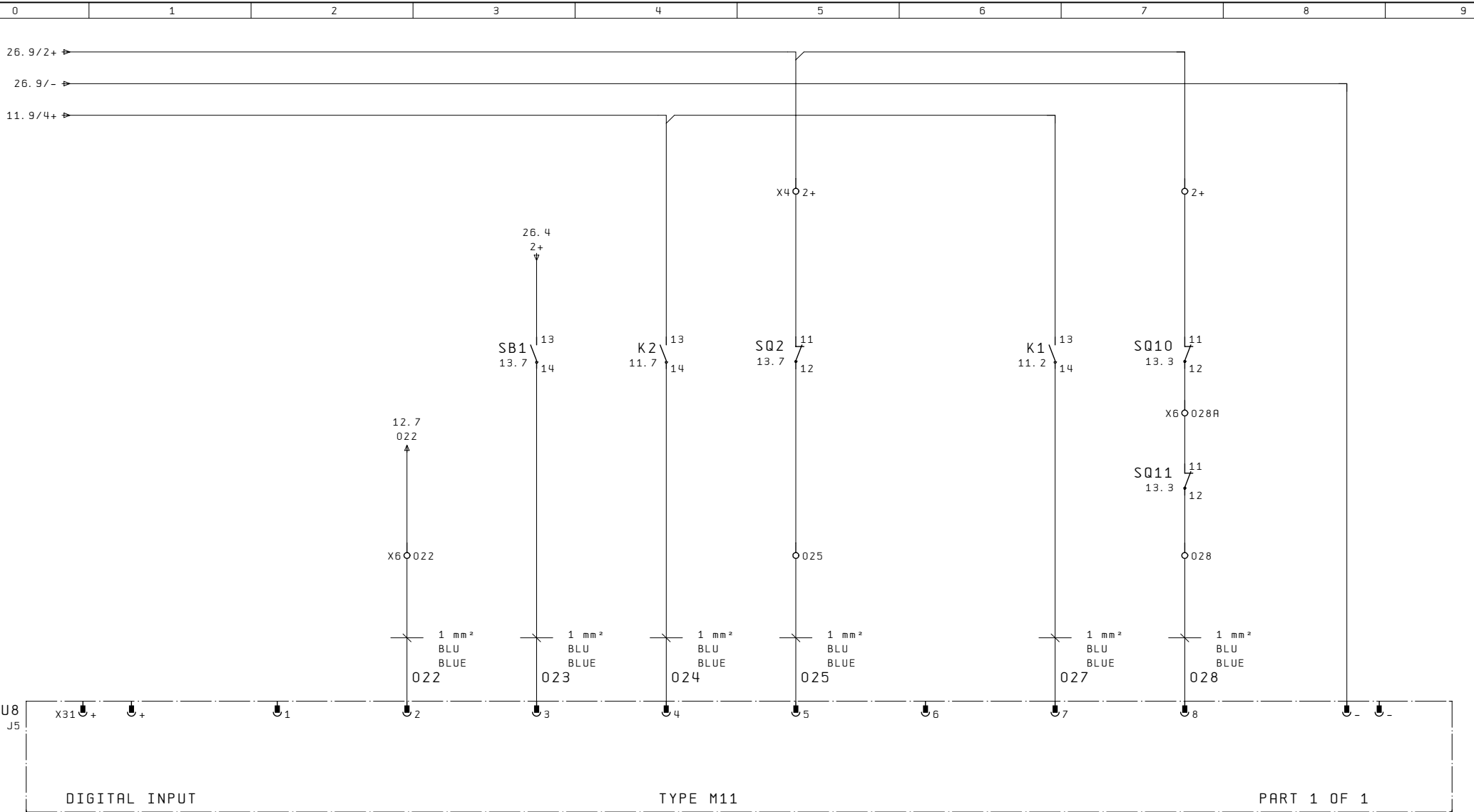
PREV.
24

SUBS.
28

ROBOT 2002 PFS

PAGE

26



ALLARME
CARICA
BATTERIA

BATTERY
CHARGE
ALARM

EMERGENZA

EMERGENCY

ALLARME
MOTORE
CARRELLO

CARRIAGE
MOTOR
ALARM

SICUREZZA
CARTER

CASE
SAFETY

ALLARME
MOTORE
ROTAZIONE

ROTATION
MOTOR
ALARM

PARAURTI

SHOCK-ABSORBER



INGRESSI ESPANSIONE
SLAVE INPUTS

CODE: 3710304484

DATE 06. 03. 2006

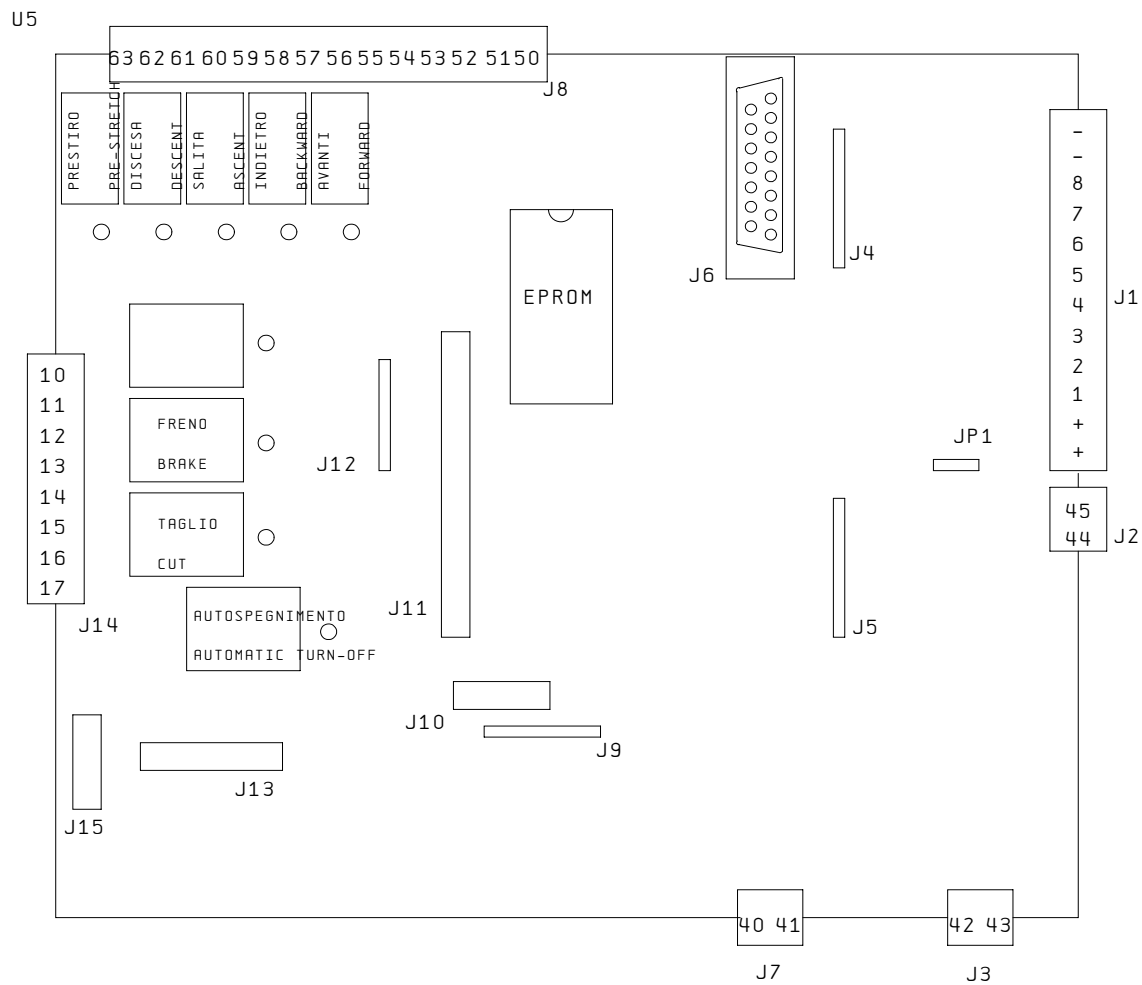
TOTAL
32

PREV.
26

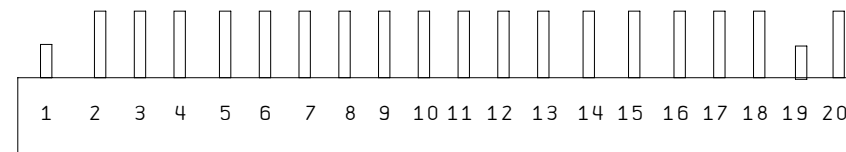
SUBS.
29

ROBOT 2002 PFS

PAGE
28



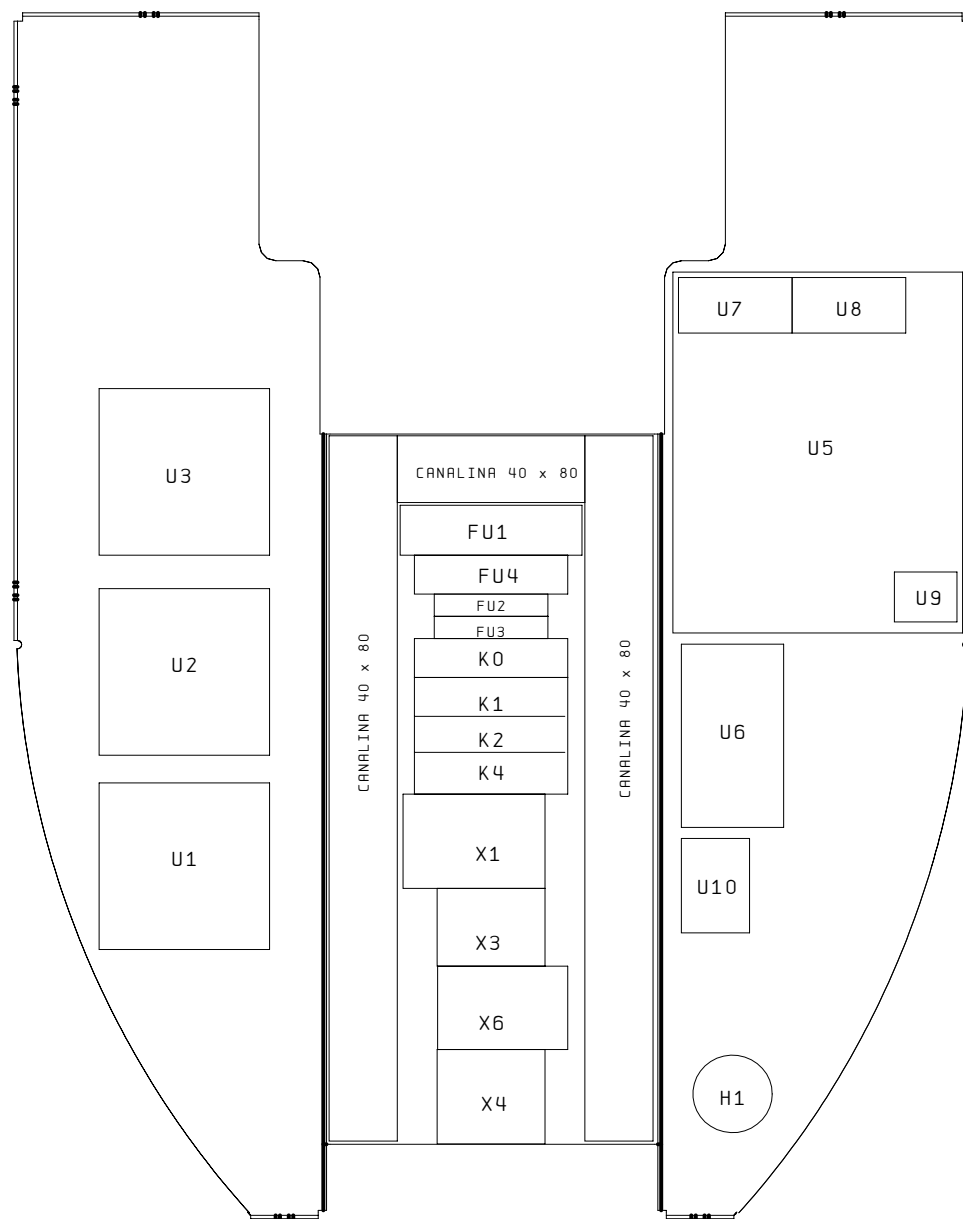
SPECIFICHE DI CABLAGGIO
MORSETTIERA X2



CONNETTORE FEMMINA

PIN X2 --> FILO DAL QUADRO

- 1 --> GND
- 2 --> 19
- 3 --> 20
- 4 --> 21
- 5 --> 22
- 6 --> 103
- 7 --> -
- 8 --> 2+
- 9 --> -
- 10 --> 017
- 11 --> 2+
- 12 --> -
- 13 --> 006
- 14 --> 2+
- 15 --> F-
- 16 --> GND
- 17 --> 2+
- 18 --> 007
- 19 --> U3
- 20 --> V3



TIPO DI MORSETTI:

FU2 = SERIE 281-611 WAGO

FU3 = SERIE 281-611 WAGO

X1 = SERIE 284-901 WAGO

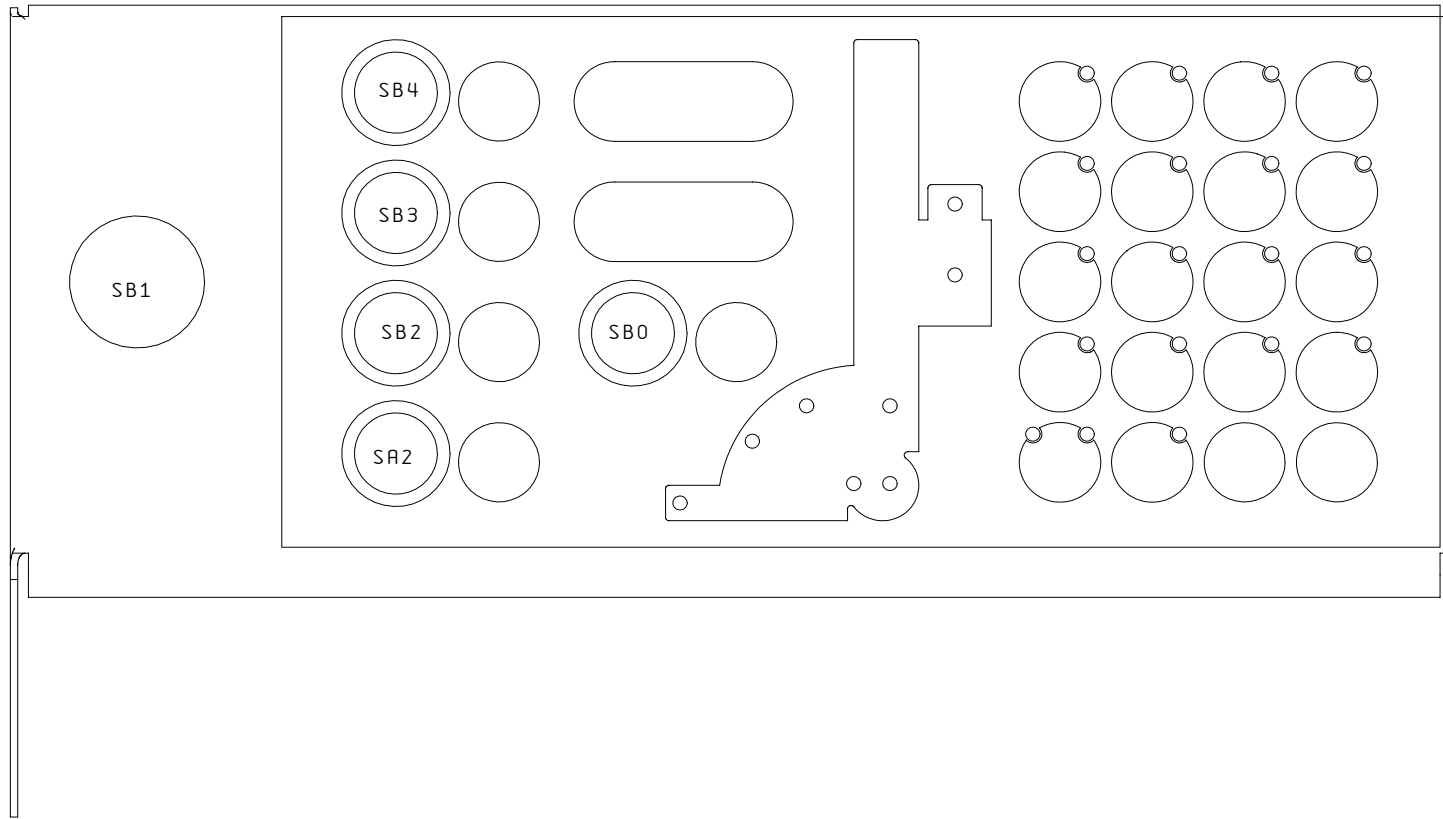
X3 = SERIE 280-681 WAGO

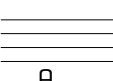
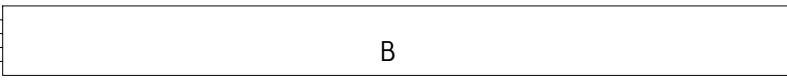
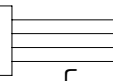
X6 = SERIE 280-520 WAGO

X4 = SERIE 280-681 WAGO

ALTEZZA CANALINE =80 mm

BOX



SIGLA CAVI	ORIGINE	NUMERO CONDUTTORI	SIGLA CONDUTTORI	SEZIONE CONDUTTORI (IN mm²)	SCHERMATURA	CAPICORDA	SPELLATURA (IN cm)	LUNGHEZZA E TIPO CAVO	LUNGHEZZA FUORI CASSETTA	SPELLATURA (IN cm)	CAPICORDA	DESTINAZIONE
QE	La misura totale del cavo é data da A + B + C come riportato nella distinta generale quadro elettrico. (TRANNE PER CAVI PRECABLATI) <div style="display: flex; justify-content: space-around; align-items: center; margin-top: 10px;"> <div style="text-align: center;">  <p>A</p> </div> <div style="text-align: center;">  <p>B</p> </div> <div style="text-align: center;">  <p>C</p> </div> </div>											
	FU1	1	+	10				100 cm 1X 10 mm² NO7-VK NERO				X0 +
	X1 -	1	-	10				100 cm 1X 10 mm² NO7-VK NERO				X0 -
W1	U1	2	U1+, V1-	6	NO	OCCHIELLO	COLLEGATO	190 cm 2x6 FROR-CEI 2022	10 cm		OCCHIELLO D. 8	M1
W8	X6	4	11, 12, 025, 2+	0.5	NO	PUNTALINO	10	55 cm 4x0.5 FROR-CEI 20-22	4 cm		PUNTALINO	SQ2
W12	X4	2	102, -	1	NO	PUNTALINO	COLLEGATO	210 cm 2x1 FROR-CEI 2022	10 cm		PUNTALINO	YB1
W30	X6	4	2+, 2+, 016, 022	0.5	NO	PUNTALINO	COLLEGATO	175 cm 4x0.5 FROR-CEI 20-22	5 cm		MORSETTO	U11
	X1	1	GND	10				200 cm 1X 10 mm² NO7-VK G/V			OCCHIELLO	BASAMENTO
	X1, X3, X4, X6							55 cm GUAINA INTRECCIATA GRIGIA 30mm				



CAVI QE-BASAMENTO
BOX-BASEMENT WIRES


CODE: 3710304484

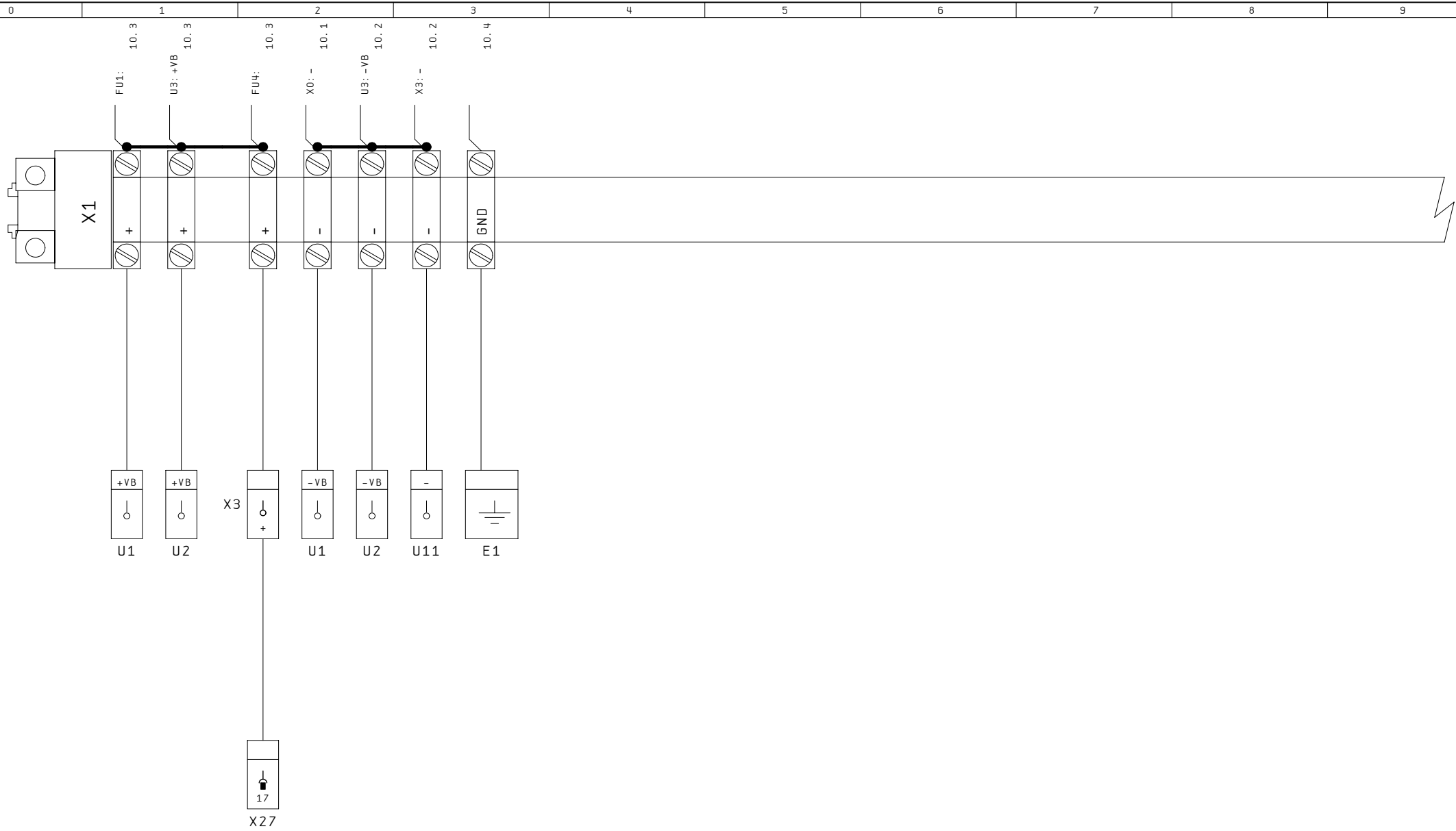
DATE 06. 03. 2006

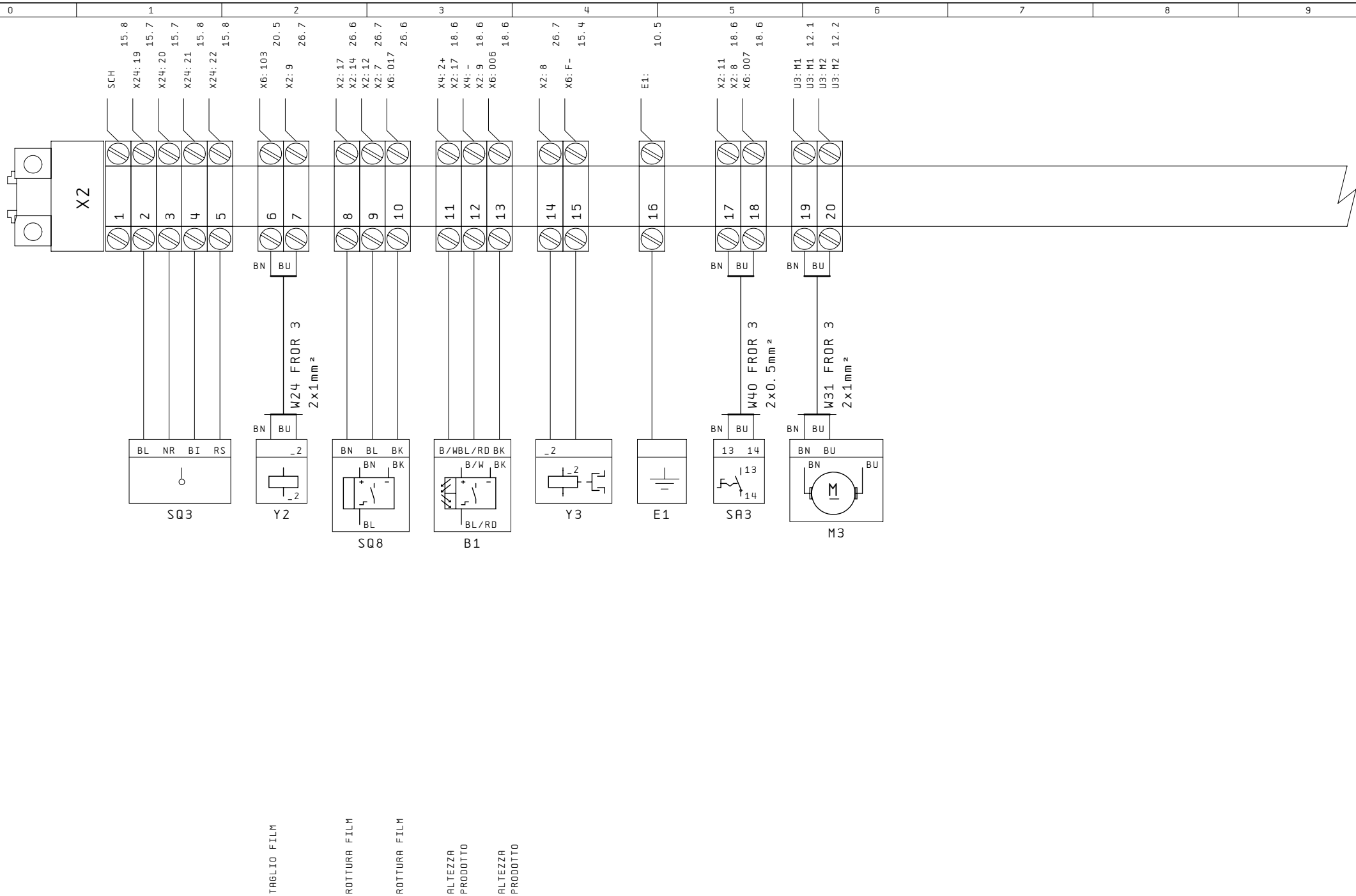
TOTAL 32	PREV. 31	SUBS. 40
-------------	-------------	-------------

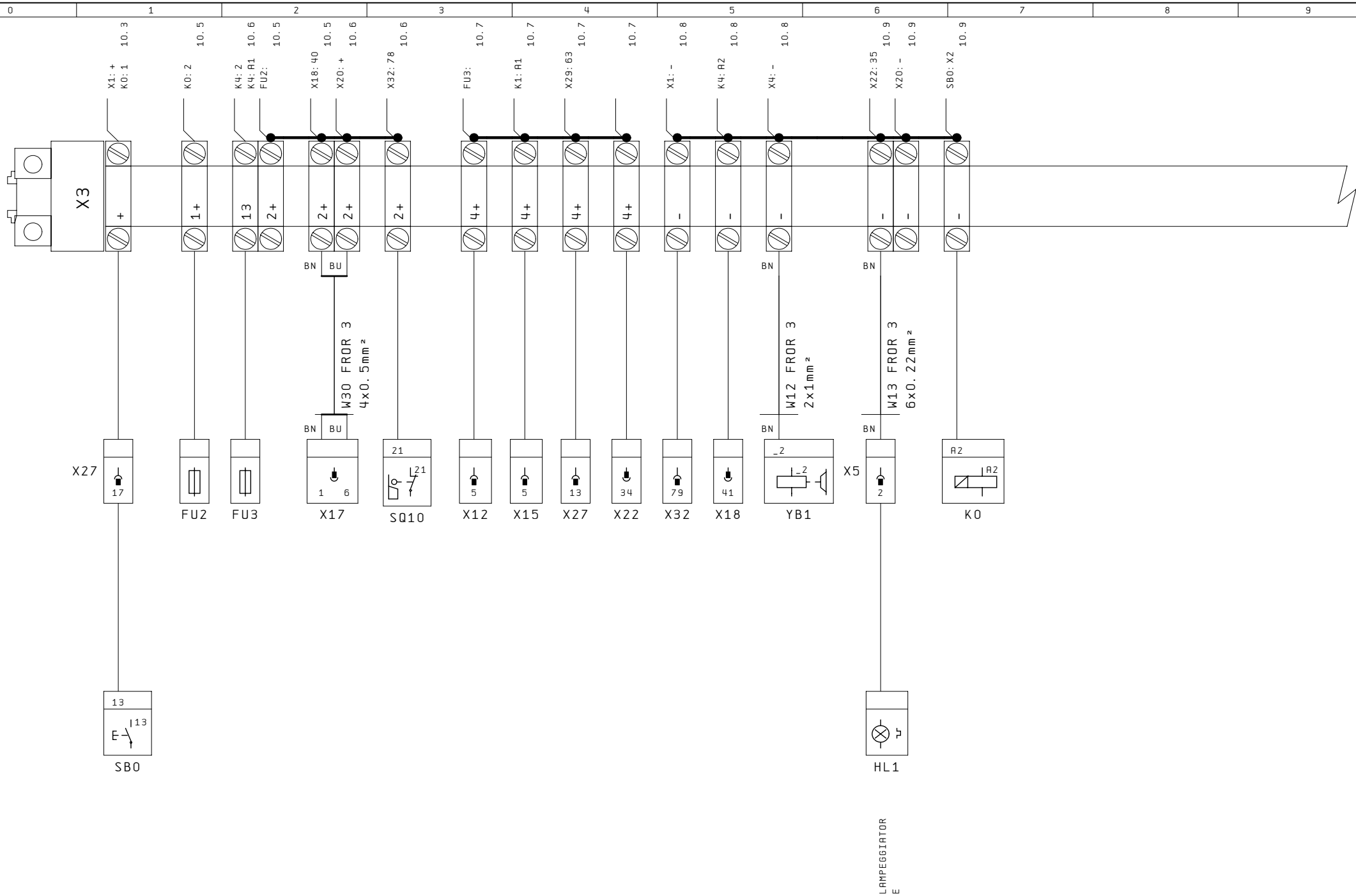
ROBOT 2002 PFS

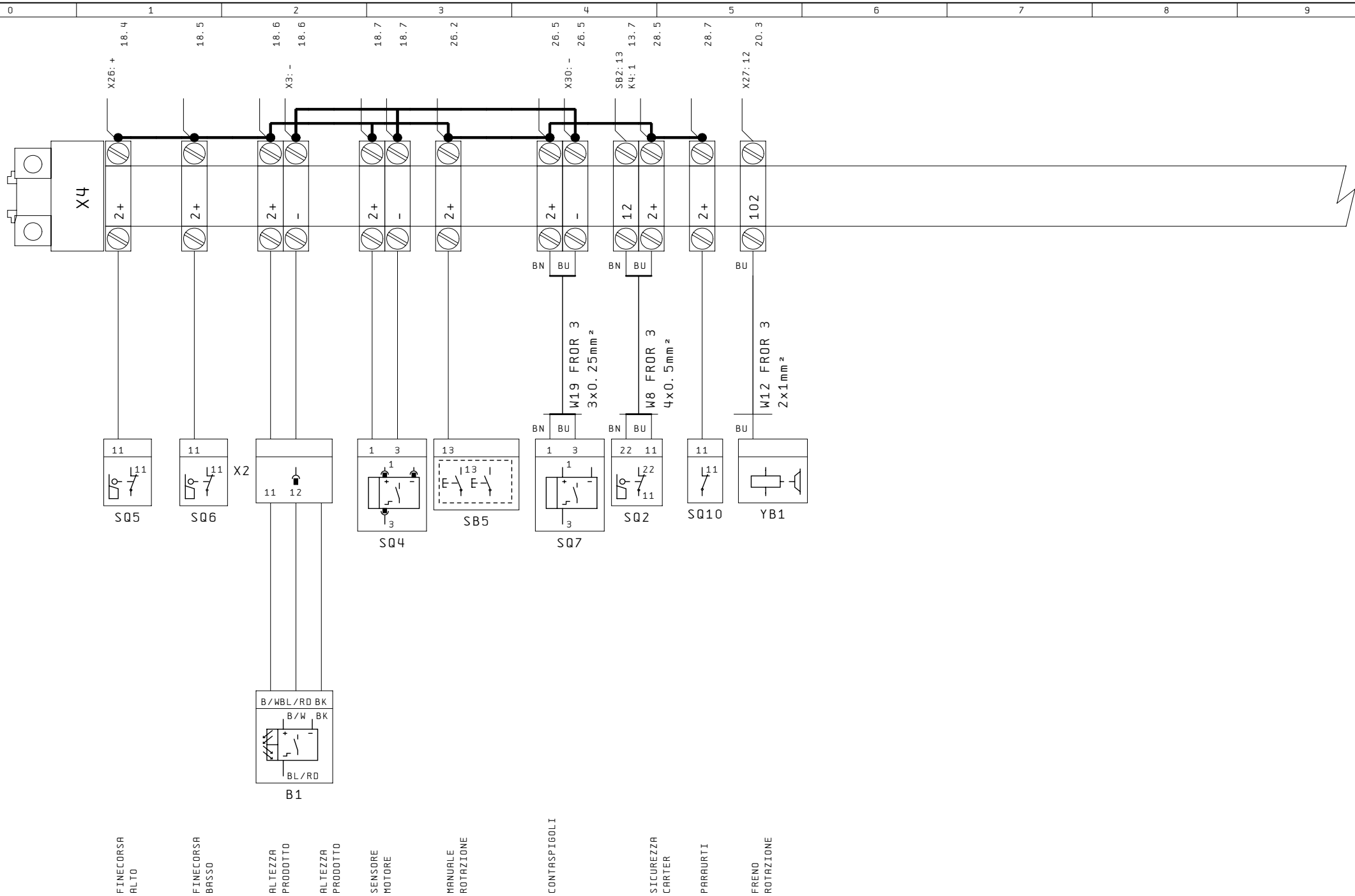
PAGE 34

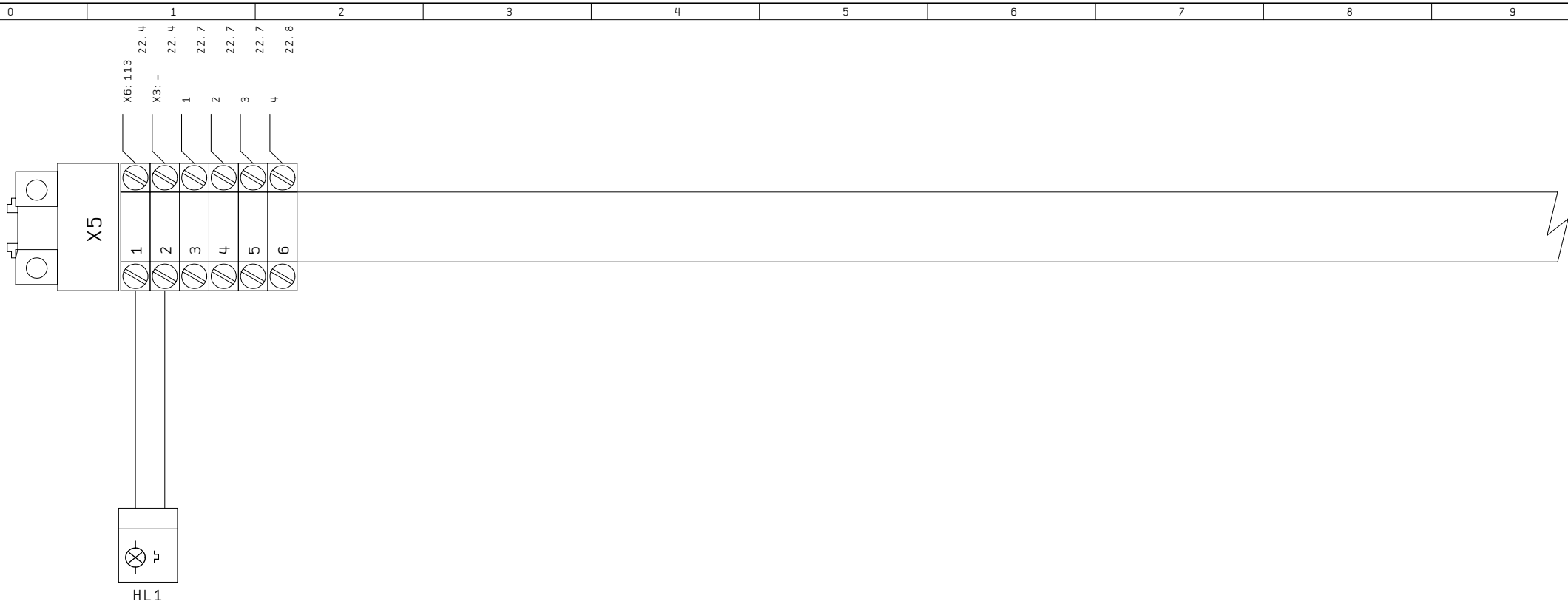




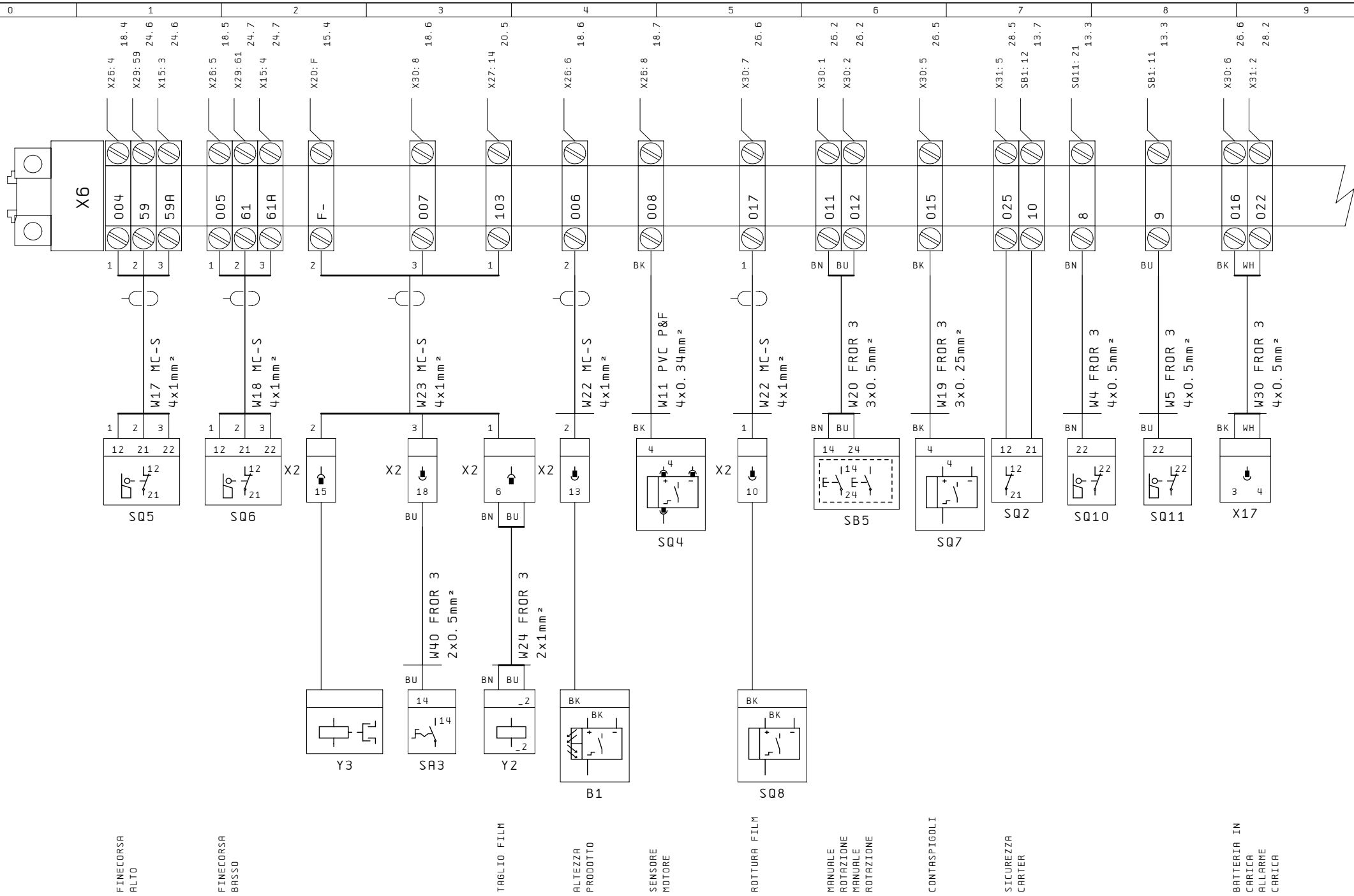









LAMPEGGIATOR
E
LAMPEGGIATOR
E





PARAURTI
PARAURTI

LAMPEGGIATOR
E
LAMPEGGIATOR
E